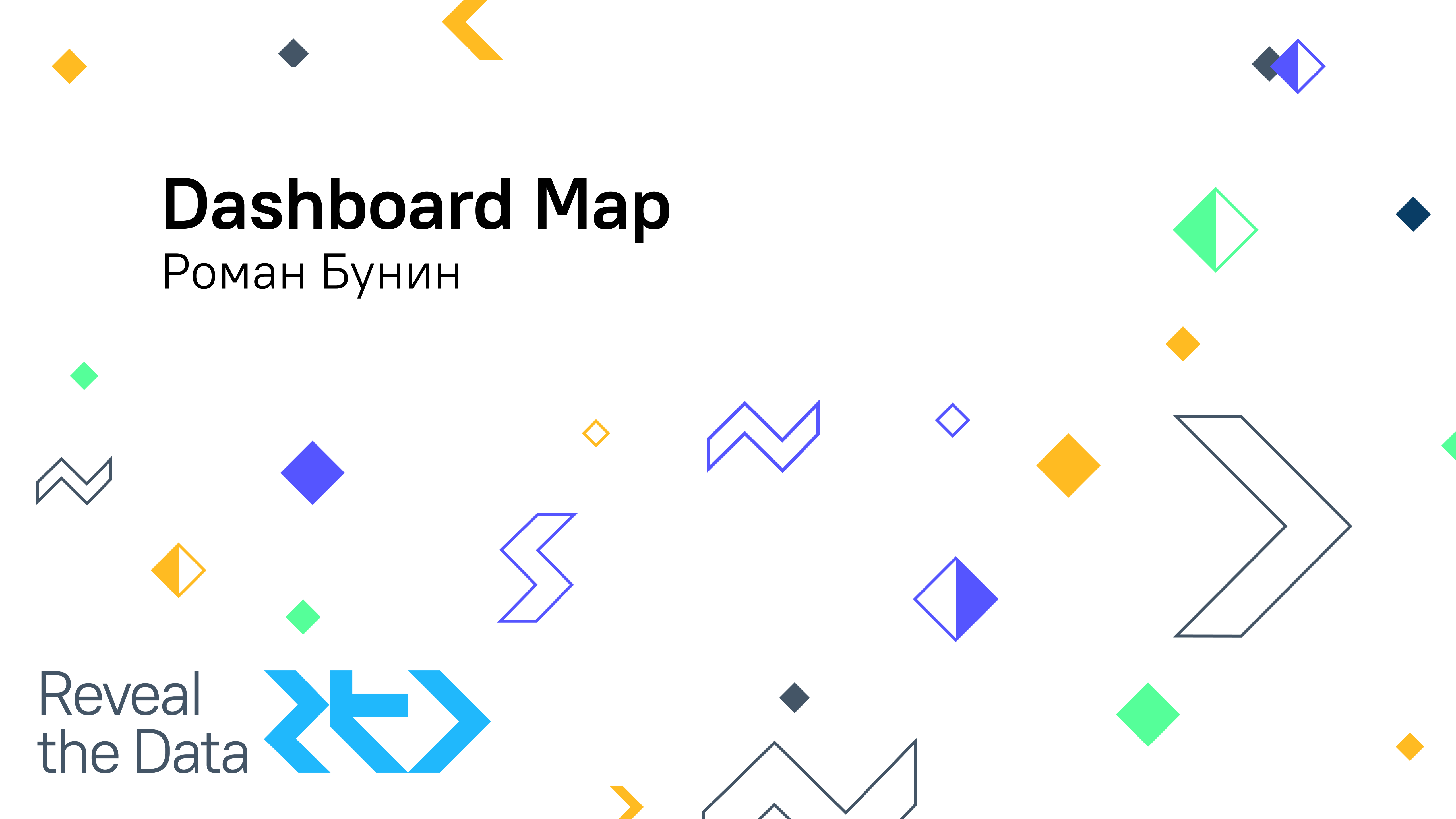






Dashboard Map

Роман Бунин

Reveal
the Data



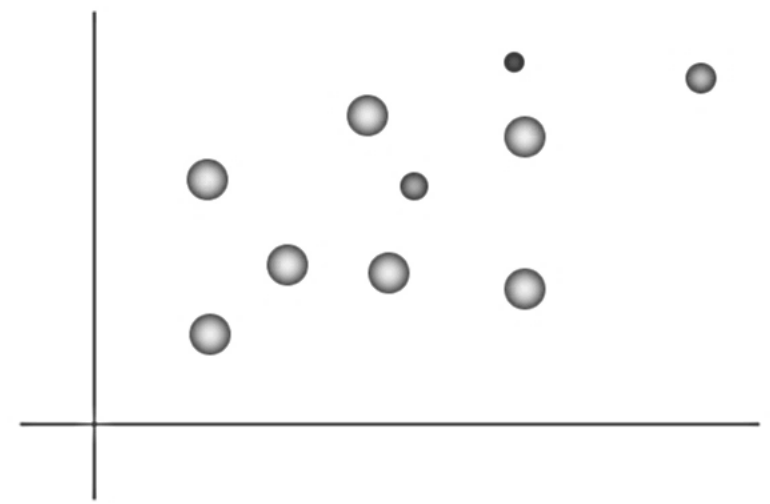

Обо мне

- Обожаю визуализацию данных
- Структурирую подходы к BI-системам и отчетности
- 3 года руководил группой развития BI в Yandex ,
- а теперь я евангелист  Yandex DataLens
- Веду блог и канал  revealthedata.com

Сегодня

- Зачем нужно заранее проектировать архитектуру системы дашбордов
- Из каких шагов состоит проектирование
- Пример заполнения Dashboard Map
- Как провести сессию проектирования
- Что делать после сессии
- Примеры систем дашбордов

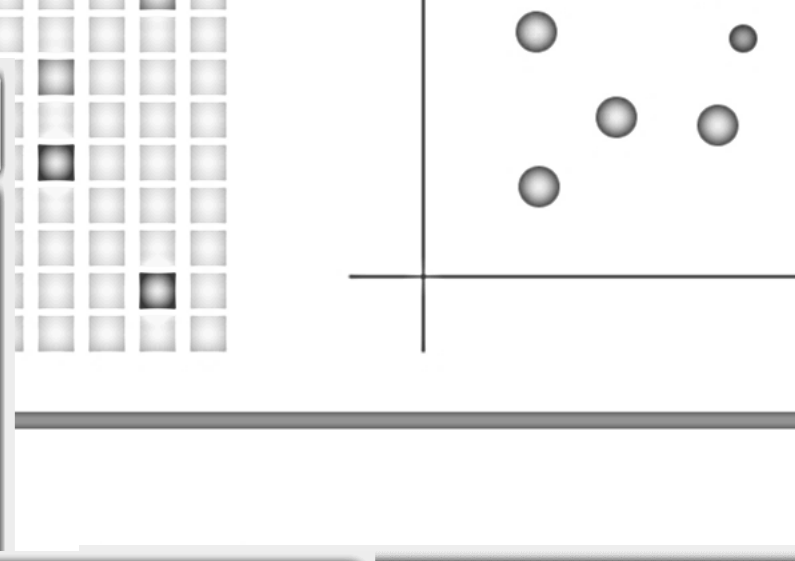
Зачем?



Entity Dashboard

Secondary ▾

Level 1




Header	Header	Header	Header	Header
Entry	Entry	Entry	Entry	Entry

Dashboard

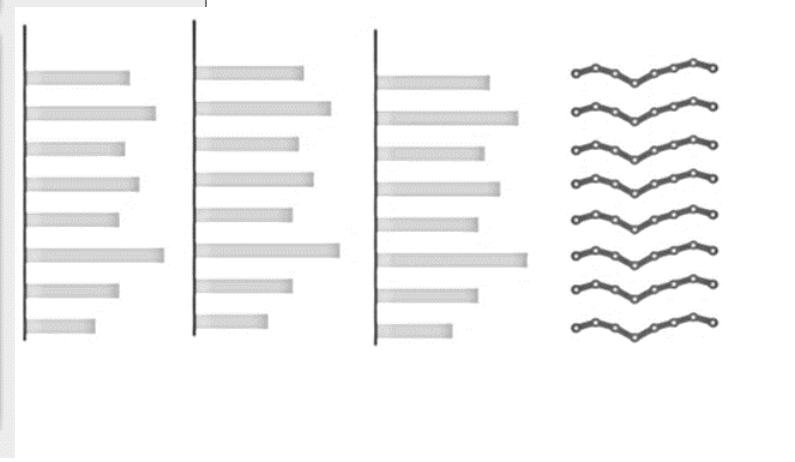
Head	Head	Head	Head	Head
Entry	Entry	Entry	Entry	Entry
Entry	Entry	Entry	Entry	Entry
Entry	Entry	Entry	Entry	Entry
Entry	Entry	Entry	Entry	Entry
Entry	Entry	Entry	Entry	Entry

Analytical Dashboard

Secondary ▾ Secondary ▾ tool



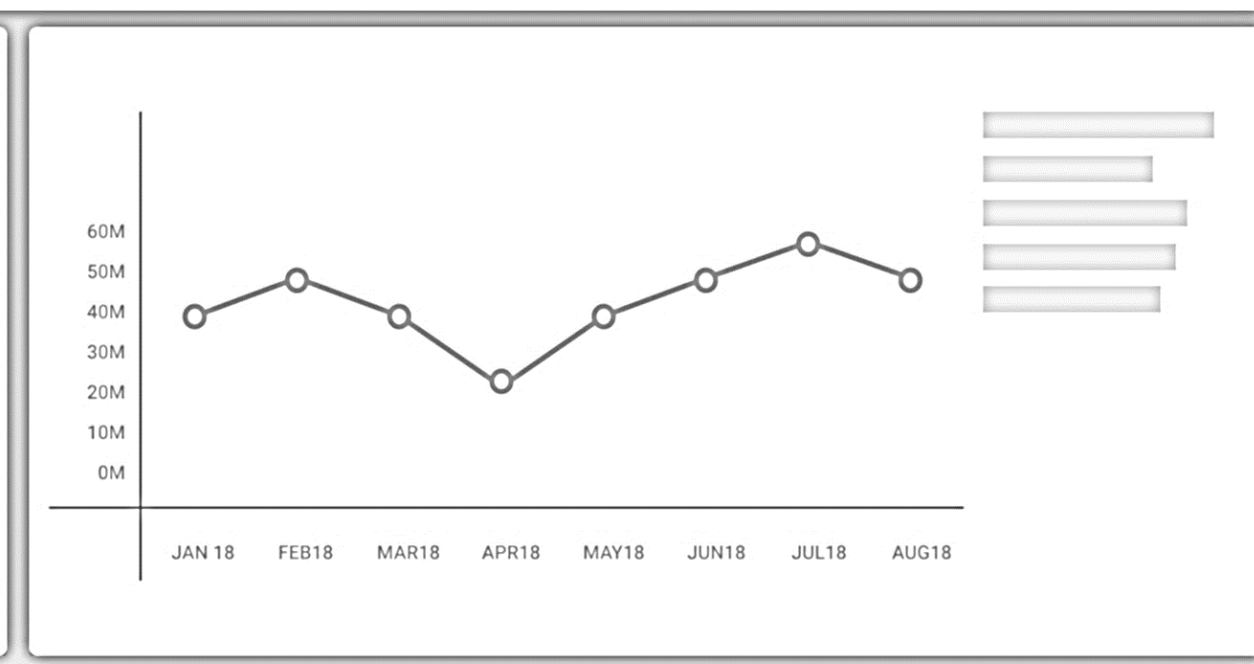
er	Header	Header	Header
Entry	Entry	Entry	Entry
Entry	Entry	Entry	Entry
Entry	Entry	Entry	Entry
Entry	Entry	Entry	Entry
Entry	Entry	Entry	Entry



A/B Test Dashboard

Description

Results



Header	Header	Header	Header	Header	Header
Entry	Entry	Entry	Entry	Entry	Entry

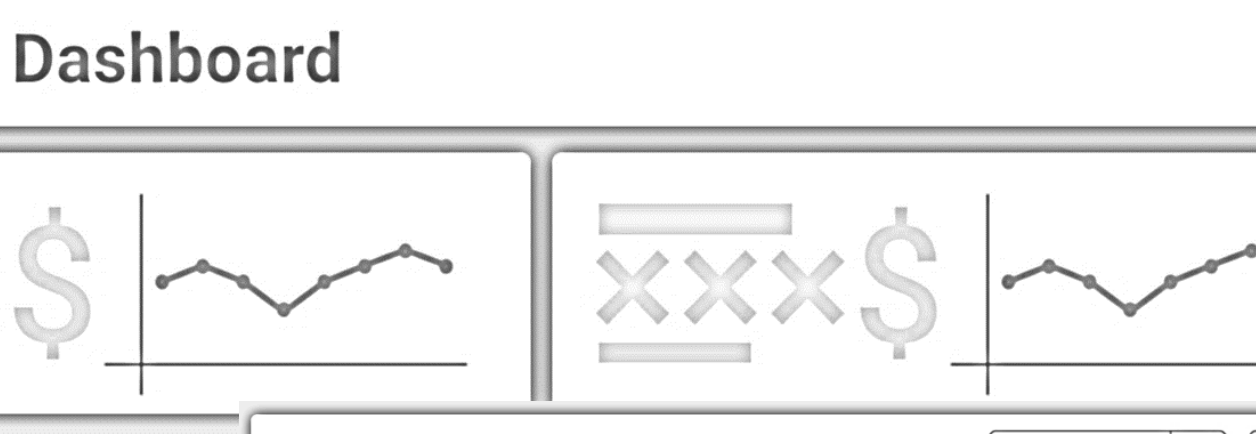
Entity Dashboard

Secondary ▾

Level 1

Level 2

Level 3



Self-Service Dashboard

Secondary ▾

Header	Header	Header	Header	Header	Header
Entry	Entry	Entry	Entry	Entry	Entry
Entry	Entry	Entry	Entry	Entry	Entry
Entry	Entry	Entry	Entry	Entry	Entry

General Dashboard

Secondary ▾ Secondary ▾ Secondary ▾

Some header

Analytical Dashboard

Secondary ▾

Dashboard

Map

Dashboards Map

Как разработать систему отчетности

Как использова...



Теория



Кейс 1: Café di data



Обзор отчетов



Страницы сущности



Алерты



Self Service




Эксперименты



Аналитические



Кейс 2: Pharm Company



https://miro.com/app/board/o9J_kpOMVFA=

ЭТИМ

ПОЛЬЗУЮТСЯ?

Примеры систем

- Система внутренней отчетности ВІ-подразделения
- Системы отчётности коммерческого отдела фарм компании
- Система отчётности отдела продаж

Система отчетов в группе развития BI

Алерты

- taxi-root@yandex-team.ru • [Tableau server] Из Sandbox удалены неиспользуемые книги Это письмо пришло к тебе т.к. у тебя в Sandbox есть книги, которые не...
- taxi-root@yandex-team.ru • Tableau Announces Extract Refresh Failed Extract Refresh Failed Site: Taxi The scheduled extract refresh for the data source named below...
- taxi-root@yandex-team.ru • [Tableau server] Из Sandbox удалены неиспользуемые книги Это письмо пришло к тебе т.к. у тебя в Sandbox есть книги, которые не...
- taxi-root@yandex-team.ru • Data alert - Mismatch Accesses (-Tableau +IDM) Measure Values was above or equal to 5. Manage my alerts | Remove me from this alert | A...
- taxi-root@yandex-team.ru • Geo Hierarchy Extract Refresh Failed Extract Refresh Failed Site: Taxi Workbook: Geo Hierarchy The scheduled extract refresh for a data so...

RoboPublicator
Новый отчет — 8180:
Разработчик: [redacted]
Отчет: [redacted]
Тикет: TABL-1688
Ревьюер: [redacted]

35
11
11
4
3
3

Посмотреть в дашборде

ReportBot
Main KPI

Сущности

WB Statistics
Content Quality: 86.3%
Views: 695 / 246
Active users: 59 / 73
Reports Access: 4.5 user per report

Start page
General info by week
Departments list
Data sources

User info
Workbook by Views
Available workbooks
User details

Self-Service

User Activity Analysis
Workbook by Users
Departments list
General info

Аналитический

User Activity Analysis
Workbook by Users
Departments list
General info

Users Extra Analysis
RFM analysis
Recency
Views all time
Cohort analysis

Permissions by Groups
Workbooks
Groups
By Department

Эксперименты

Old and new report
Users
Views by users

Проекты

Robots Usage
Total
By Project & Sub-project
Workbooks Connections

Tableau Extracts Anti Rating
Extracts stats
Anti Rating

Review tickets
Main statistics
Sec level tag
Report type tag

Овервью

BI Overview
Content Quality: 59.8%
Views: 2.76K / 4.02K
Active users: 566 / 707
Reports Access: 4.3 user per report

Система отчетов группы развития BI

Алерты

- taxi-root@yandex-team.ru [Tableau server] Из Sandbox удалены неиспользуемые книги Это письмо пришло к тебе т.к. у тебя в Sandbox есть книги, которые не используются.
- taxi-root@yandex-team.ru Tableau Announces Extract Refresh Failed Extract Refresh Failed Site: Taxi The scheduled extract refresh for the data source named below failed.
- taxi-root@yandex-team.ru [Tableau server] Из Sandbox удалены неиспользуемые книги Это письмо пришло к тебе т.к. у тебя в Sandbox есть книги, которые не используются.
- taxi-root@yandex-team.ru Data alert - Mismatch Accesses (Tableau +IDM) Measure Values was above or equal to 5. Manage my alerts | Remove me from this alert | A.
- taxi-root@yandex-team.ru Geo Hierarchy Extract Refresh Failed Extract Refresh Failed Site: Taxi Workbook: Geo Hierarchy The scheduled extract refresh for the data source named below failed.

RoboPublicator
Новый отчет — 8180:
Разработчик: [redacted]
Отчёт: [redacted]
Тикет: TABL-1688
Ревьюер: [redacted]

RoboPublicator
Незакрытые задачи: 35

11
11
4
3
3

Посмотреть в дашборде 11:20

ReportBot
Main KPI

Сущности

WB Statistics
Content Quality: 86,3%
Views: 265 / 246
Active users: 59 / 73
Active reports: 19 / 31

Self-Service

User Activity Analysis
Workbooks by Users: 1 238
Views by Users: 6 422
Reports by Users: 3 228

Эксперименты

Old and new report
Users
Views
Views by users

Овервью

BI Overview
Content Quality: 59,8%
Views: 2.76K / 4.02K
Active users: 566 / 707
Active reports: 78 / 256

Start page
General info by week
By users
By report type

Аналитический

User Activity Analysis
Workbooks by Users: 1 238
Views by Users: 6 422
Reports by Users: 3 228

Проекты

Robots Usage
By Project & Sub-project
Workbooks Connections

User Info
Users by Permissions Group on report
Average load time, sec
Extract average time, sec

Users Extra Analysis
Active Users
Views all time

Tableau Extracts Anti Rating
Extracts stats
Average duration, sec
Anti Rating

Permissions by Groups
Workbooks
Users

Review tickets
Main statistics
Sec level tag
Report type

Система отчетов группы развития BI

Алерты

- taxi-root@yandex-team.ru [Tableau server] Из Sandbox удалены неиспользуемые книги Это письмо пришло к тебе т.к. у тебя в Sandbox есть книги, которые не...
- taxi-root@yandex-team.ru Tableau Announces Extract Refresh Failed Extract Refresh Failed Site: Taxi The scheduled extract refresh for the data source named below...
- taxi-root@yandex-team.ru [Tableau server] Из Sandbox удалены неиспользуемые книги Это письмо пришло к тебе т.к. у тебя в Sandbox есть книги, которые не...
- taxi-root@yandex-team.ru Data alert - Mismatch Accesses (Tableau +IDM) Measure Values was above or equal to 5. Manage my alerts | Remove me from this alert | A...
- taxi-root@yandex-team.ru Geo Hierarchy Extract Refresh Failed Extract Refresh Failed Site: Taxi Workbook: Geo Hierarchy The scheduled extract refresh for a data so...

RoboPublicator
Новый отчет — 8180:

Разработчик: [redacted]
Отчёт: [redacted]
Тикет: TABL-1688
Ревьюер: [redacted]

10:27

RoboPublicator
Незакрытые задачи:

- [redacted] 35
- [redacted] 11
- [redacted] 11
- [redacted] 4
- [redacted] 3
- [redacted] 3

Посмотреть в дашборде 11:20

ReportBot
Main KPI

10:04

Сущности

WB Statistics
Content Quality: 86,3%
Views: 265 / 246
Active users: 59 / 73
Active reports: 19 / 31

Content Performance
Load time 5 sec
65% / 70%
Load Time: 1-3 seconds (65%), 3-5 seconds (3%), 5-10 seconds (3%), > 10 seconds (2%)

Server Health
% Failed refresh: 2,4%
Failed during the period: 7 (100%) resolved tickets, 0 missed deadline, 84,00 median resolution days

Reports Access
Personal access: 4,5 user per report
Top-10 workbooks with personal access

Reports Review
Top-10 overdue reports tasks

Start page

General info by week

Departments list

Users by Permissions Group in report

Average load time, sec: 2,0

Estimated behavior of [redacted]

Estimated average time, sec: 967,0

User info

Workbook by Views

Available workbooks

Self-Service

User Activity Analysis

Workbooks by Users

Departments list by Users

General info

By users

By report type

By Screen Size

Аналитический

User Activity Analysis

Workbooks by Users

Departments list by Users

General info

By users

By report type

By Screen Size

Users Extra Analysis

RFM

Recency

Views all time

Weight

Chort analysis

Permissions by Groups

Workbooks

Groups

By Department

Users

Эксперименты

Old and new report

Users

Views

Views by users

Проекты

Robots Usage

By Project & Sub-project collect vs user

By Users collect vs user

Workbooks Connections

Tableau Extracts Anti Rating

Extracts stats

Extracts name	Views	Refreshes	Average duration, sec.	Anti Rating	Refresh frames
0	1 124	1	4 472	0,804	22 629
1	1	1	1 414	22 929	1
2	1	1	1 245	19 930	1
3	1	1	3 213	4 437	14 948
4	41	1 122	2 710	2 022	14 029
5	102	30	3 107	4 426	1
6	102	30	3 110	3 867	1
7	117	120	2 462	3 100	1
8	102	30	3 110	3 093	1
9	117	120	2 464	3 093	1
10	117	120	2 464	3 093	1
11	51	30	2 774	6 076	3 075
12	45	30	2 494	6 844	3 093
13	45	30	2 494	6 844	3 093
14	30	30	2 774	2 964	1
15	66	30	2 361	2 254	1
16	66	30	2 494	2 254	1
17	66	30	2 494	2 254	1
18	66	30	2 494	2 254	1
19	66	30	2 494	2 254	1
20	66	30	2 494	2 254	1
21	66	30	2 494	2 254	1
22	66	30	2 494	2 254	1
23	66	30	2 494	2 254	1
24	66	30	2 494	2 254	1
25	66	30	2 494	2 254	1
26	66	30	2 494	2 254	1
27	66	30	2 494	2 254	1
28	66	30	2 494	2 254	1
29	66	30	2 494	2 254	1
30	66	30	2 494	2 254	1
31	66	30	2 494	2 254	1
32	66	30	2 494	2 254	1
33	66	30	2 494	2 254	1
34	66	30	2 494	2 254	1
35	66	30	2 494	2 254	1
36	66	30	2 494	2 254	1
37	66	30	2 494	2 254	1
38	66	30	2 494	2 254	1
39	66	30	2 494	2 254	1
40	66	30	2 494	2 254	1
41	66	30	2 494	2 254	1
42	66	30	2 494	2 254	1
43	66	30	2 494	2 254	1
44	66	30	2 494	2 254	1
45	66	30	2 494	2 254	1
46	66	30	2 494	2 254	1
47	66	30	2 494	2 254	1
48	66	30	2 494	2 254	1
49	66	30	2 494	2 254	1
50	66	30	2 494	2 254	1
51	66	30	2 494	2 254	1
52	66	30	2 494	2 254	1
53	66	30	2 494	2 254	1
54	66	30	2 494	2 254	1
55	66	30	2 494	2 254	1
56	66	30	2 494	2 254	1
57	66	30	2 494	2 254	1
58	66	30	2 494	2 254	1
59	66	30	2 494	2 254	1
60	66	30	2 494	2 254	1
61	66	30	2 494	2 254	1
62	66	30	2 494	2 254	1

Обервью

BI Overview
Content Quality: 86,3%
Views: 276K / 4,02K
Active users: 566 / 707
Active reports: 78 / 256

Content Performance
Load time 5 sec
69% / 66%
Load Time: < 3 seconds (69%), 3-5 seconds (3%), 5-10 seconds (3%), > 10 seconds (2%)

Server Health
% Failed refresh: 3,4%
Error dynamic

Reports Access
Personal access: 4,3 user per report
1 044 bad accesses (no IDM)

Bi-systems Statistics
OLAP: 28 users
DataLens: 889 users
ATLAS: 329 users
Total BI users: 1 146

Reports Review
523 (61%) resolved tickets, 331 missed deadline, 47 median resolution days

Satisfaction Score
7,19

Review tickets











Main statistics: 64 / Certified: 31, In progress: 54

Sec level tag: 19 (30%), 45 (70%)




Report type tag: 62 (97%)


Report type	Open	Need improvement
General	6	15,0%
Entity	6	15,0%
Overview	6	15,0%
Metric	6	15,0%
Experiment	5	12,5%
Analytic	4	10,0%
tech	2	5,0%
Ad-hoc	2	5,0%
No type	1	2,5%
	1	2,5%

Алерты и рассылки







- 
 taxi-root@yandex-team.ru
 - 
[Tableau server] Из Sandbox удалены неиспользуемые книги
 Это письмо пришло к тебе т.к. у тебя в Sandbox есть книги, которые не ...
- 
 taxi-root@yandex-team.ru
 - 
Tableau Announces Extract Refresh Failed
 Extract Refresh Failed Site: Taxi The scheduled extract refresh for the data source named below ...
- 
 taxi-root@yandex-team.ru
 - 
[Tableau server] Из Sandbox удалены неиспользуемые книги
 Это письмо пришло к тебе т.к. у тебя в Sandbox есть книги, которые не ...
- 
 taxi-root@yandex-team.ru
 - 
Data alert - Mismatch Accesses (-Tableau +IDM)
 Measure Values was above or equal to 5. Manage my alerts | Remove me from this alert | A...
- 
 taxi-root@yandex-team.ru
 - 
Geo Hierarchy Extract Refresh Failed
 Extract Refresh Failed Site: Taxi Workbook: Geo Hierarchy The scheduled extract refresh for a data so...



RoboPublicator
 📄 **Новый отчёт — 8180:**

Разработчик: 
 Отчёт: 
 Тикет: TABL-1688
 Ревьюер: 

 10:27

RoboPublicator
 🐼 **Незакрытые задачи:**

	35
	11
	11
	4
	3
	3

  [Посмотреть в дашборде](#) ↩ 2 11:20

ReportBot

BI Overview
 Dashboard updated at 5:11:2021 12:45:10 PM | 📄 Documentation

Content Quality 📊 — Good — Total

KPI wt views
27.3%

Views
1.55K / 4.79K
 32% of Total

Active users
509 / 852
 60% of Total

Active reports
84 / 416
 20% of Total
 52% w Desc

Weighted views by grade

Top	28%	72%
Top-1	20%	79%
Top-2	23%	74%
Top-3	23%	74%
Other	26%	74%

Unique views & users by project

01 Taxi	1,468 (71%)	492 (71%)
02 IDB	1,478 (71%)	200 (71%)
03 Lavka	1,146 (54%)	200 (71%)
04 Logifit	242 (11%)	30 (11%)
05 Savelife	180 (8%)	20 (11%)

*1,151 Tableau licenses
 Version: 2021 Enterprise 60 - Creator 202

Content Performance 📊 — Good — Total

Load time 5 sec
75% / 68%

Load Time
 < 5 seconds 30%
 5 - 10 seconds 30%
 > 10 seconds 30%

Server Health 📊

% Failed refresh
3.6%

Error dynamic
 11 May 1,429
 12 May 993

Stale content
 Not updated in the last 30 days (21 Feb ... 11 May 21)

Active 916 (72%)
 Stalled 381 (28%)

Reports Access 📊

Personal access
3.8 user per report

955 bad accesses (no IDM)

Top-10 projects with personal access

01 Taxi	25	448	
11 Phosor	248	222	
18 CRM	54	222	
02 P&G	High mount metrics	248	222
CI	248	222	
Fast City	92	222	
LOGIFIT	92	222	
Finance	92	222	
Postcards	92	222	
W3 Exploration	92	222	

W3 Exploration: Guide

BI-systems Statistics

OLAP
142 users

DataLens
755 users
 200 score / 310 apps

ATLAS
217 users

Total BI users


Core	142	217
Phosor	248	222
Report	248	222
Zonatics	92	222

Support

Botswana	31	11	0
Report Lab	31	11	0
Report Panel	31	11	0
Odium Report Team	1	11	0
Capex Report Team	92	11	0

Satisfaction Score
 7.19 ▲+14.7%
 Q2 19 Q1 20 Q2 20

Main KPI

 10:04

Система отчетов группы развития BI

Алерты

- taxi-root@yandex-team.ru • [Tableau server] Из Sandbox удалены неиспользуемые книги Это письмо пришло к тебе т.к. у тебя в Sandbox есть книги, которые не...
- taxi-root@yandex-team.ru • Tableau Announces Extract Refresh Failed Extract Refresh Failed Site: Taxi The scheduled extract refresh for the data source named below...
- taxi-root@yandex-team.ru • [Tableau server] Из Sandbox удалены неиспользуемые книги Это письмо пришло к тебе т.к. у тебя в Sandbox есть книги, которые не...
- taxi-root@yandex-team.ru • Data alert - Mismatch Accesses (Tableau +IDM) Measure Values was above or equal to 5. Manage your alerts | Remove me from this alert | A...
- taxi-root@yandex-team.ru • Geo Hierarchy Extract Refresh Failed Extract Refresh Failed Site: Taxi Workbook: Geo Hierarchy The scheduled extract refresh for a data so...

RoboPublicator
Новый отчет — 8180:

Разработчик: [redacted]
Отчет: [redacted]
Тикет: TABL-1688
Ревьюер: [redacted]

10:27

RoboPublicator
Незакрытые задачи:

- [redacted] 35
- [redacted] 11
- [redacted] 11
- [redacted] 4
- [redacted] 3
- [redacted] 3

Посмотреть в дашборде ↶ 2 11:20

ReportBot
Main KPI

10:04

Сущности

WB Statistics
Content Quality
KPI wt views: 86,3%
Views: 265 / 246 (83% of Total)
Active users: 59 / 73 (81% of Total)
Active reports: 19 / 31 (61% of Total)

Content Performance
Load time 5 sec
65% / 70%
Load Time: 1-3 seconds (65%), 3-5 seconds (3%), 5-10 seconds (13%), > 10 seconds (19%)

Server Health
% Failed refresh: 2,4%
Failed during the period: 7 (100%) resolved tickets, 0 missed deadline, 84,00 median resolution days

Reports Access
Personal access: 4,5 user per report
Top-10 workbooks with personal access

Reports Review
0 missed deadline, 84,00 median resolution days, Top-10 overdue reports w/ tasks

Start page
Departments list
Users by Permissions Group in report
Average load time, sec: 2,0
Expected behavior of [redacted]

User Info
Workbooks by Users
Available workbooks

Self-Service

User Activity Analysis
Workbooks by Users
Departments list by Users
General info: 1 238 views, 6 422 views, 3 228 views
By users: [table]
By report type: [table]
By Screen Size: [table]

Аналитический

User Activity Analysis
Workbooks by Users
Departments list by Users
General info: 1 238 views, 6 422 views, 3 228 views
By users: [table]
By report type: [table]
By Screen Size: [table]

Users Extra Analysis
RFM
Recency
Views all time
Weight

Permissions by Groups
Workbooks
Users

Эксперименты

Old and new report
Users
Views
Views by users

Проекты

Robots Usage
By Project & Sub-project collect vs user
Workbooks Connections

Tableau Extracts Anti Rating
Extracts stats
Views
Refreshes
Average duration, sec
Anti Rating
Refresh frames

Овервью

BI Overview
Content Quality: 86,3%
Content Performance: 69% / 66%
Load Time: 5 sec
Reports Access: 4,3 user per report
Personal access: 1 044 bad accesses (no IDM)
Bi-systems Statistics: OLAP 28 users, DataLens 889 users, ATLAS 329 users
Total BI users: 1 246
Server Health: % Failed refresh 3,4%, Error dynamic 419
Reports Review: 523 (61%) resolved tickets, 331 missed deadline, 47 median resolution days
Satisfaction Score: 7,19

Review tickets
Main statistics: 64 / Certified: 31, In progress: 54
Sec level tag: 19 (30%), 45 (70%)
Report type tag: 62 (97%)
General Entity Overview: 6, Metric: 6, Experiment: 5, Analytic: 2, Ad-hoc: 2, No type: 1

Обзор



BI Overview

Datasource updated at 11.06.2021 12:10:58

[Documentation](#)

Content Quality -SB

KPI wt views

(bars - last 7 days)

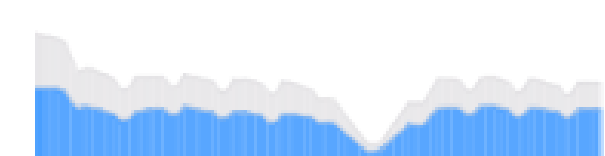
59,8%



Views

2.76K / 4.02K

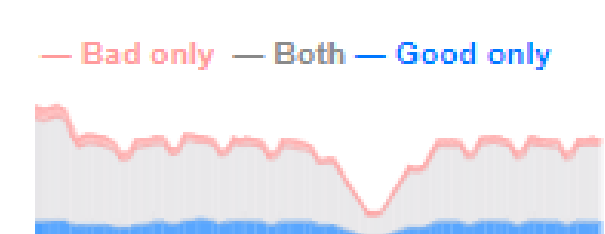
69% of Total



Active users

566 / 707

80% of Total



Active reports

78 / 256

30% of Total

80% w Desc



Weighted views by grade

Grade	Percentage
Top	58%
Top-1	43%
Top-2	42%
Top-3	57%
Other	80%

Unique views & users by project

Project	Views	Users
01 Taxi	4 030 (44%)	703 (53%)

Content Performance -SB

Load time 5 sec

69% / 66%

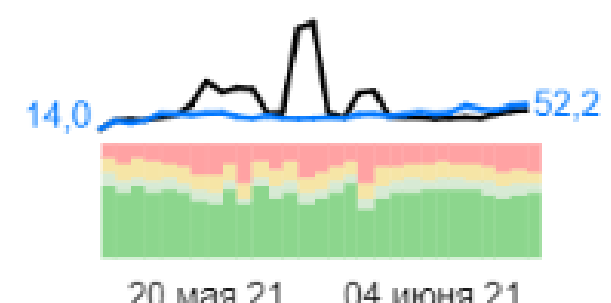
Load Time

Category	Percentage
< 3 seconds	56%
3 - 5 seconds	10%
5 - 10 seconds	13%
> 10 seconds	21%

time series 13 мая...10 июня 21

77% / 64%

(90% of requests loaded <= time)

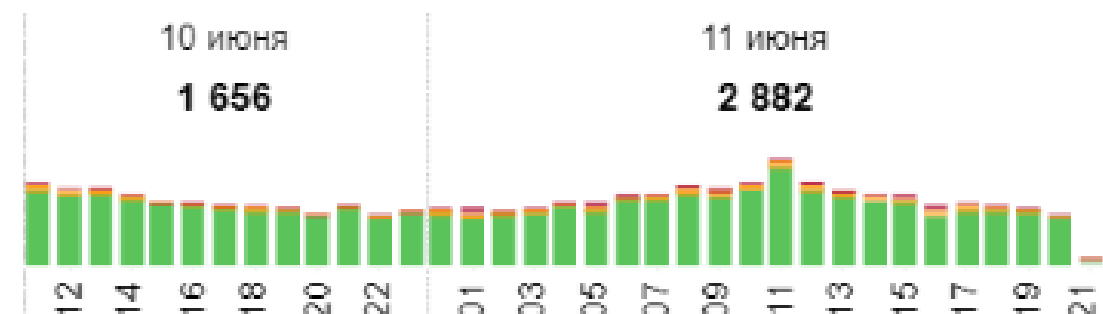


Server Health +SB

% Failed refresh

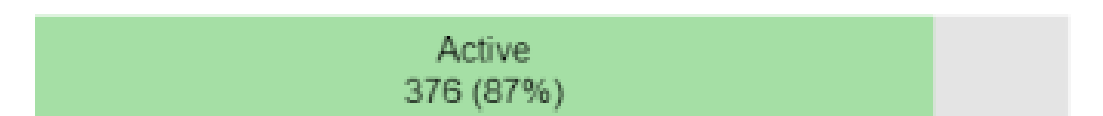
3,4%

Error dynamic



Stale content

not opened in the last 30 days (01 марта ...11 июня 21)



Reports Access -SB

Personal access

4,3 user per report

1 044 bad accesses (no IDM)

Top-10 projects with personal access

Project	Value
01 Taxi	16,0
02 Eda	16,5
03	17,0
04	9,3
05 Logistics	18,0
06	17,0
07	9,0
08	19,0
09	22,0
10	13,5

Reports Review

523 (61%) resolved tickets

331 missed deadline

47 median resolution days

Top-10 overdue*views wb tasks

Task ID	Views
TABL-817	83
TABL-275	247
TABL-759	83
TABL-102	297
TABL-298	236
TABL-52	318
TABL-741	83
TABL-814	83
TABL-738	83
TABL-688	83

BI-systems Statistics

OLAP

28 users

DataLens

889 users

414 core / 475 supp

ATLAS

329 users

Total BI users (last 7 days)

Core	Tableau	DataLens	OLAP
Райдтех	328	177	26
Фудтех	27	198	
Доставка	21	39	5
Support			
Логистика	4	4	
Яндекс.Еда	1	92	
Яндекс.Лавка	12	20	
Общие Яндекс.Такси	3	3	
Сервис Яндекс.Такси	239	356	

Satisfaction Score

Q2 2020 vs Q1 2020

Category	Q2 19	Q1 20	Q2 20
Main	6,52	6,16	7,19

Система отчетов в группе развития BI

Алерты

- taxi-root@yandex-team.ru • [Tableau server] Из Sandbox удалены неиспользуемые книги Это письмо пришло к тебе т.к. у тебя в Sandbox есть книги, которые не...
- taxi-root@yandex-team.ru • Tableau Announces Extract Refresh Failed Extract Refresh Failed Site: Taxi The scheduled extract refresh for the data source named below...
- taxi-root@yandex-team.ru • [Tableau server] Из Sandbox удалены неиспользуемые книги Это письмо пришло к тебе т.к. у тебя в Sandbox есть книги, которые не...
- taxi-root@yandex-team.ru • Data alert - Mismatch Accesses (Tableau +IDM) Measure Values was above or equal to 5. Manage your alerts | Remove me from this alert | A...
- taxi-root@yandex-team.ru • Geo Hierarchy Extract Refresh Failed Extract Refresh Failed Site: Taxi Workbook: Geo Hierarchy The scheduled extract refresh for a data so...

RoboPublicator
Новый отчет — 8180:
Разработчик: [redacted]
Отчет: [redacted]
Тикет: TABL-1688
Ревьюер: [redacted]

35
11
11
4
3
3

Посмотреть в дашборде 2 11:20

ReportBot
Main KPI
10:04

Сущности

WB Statistics
Content Quality: 86,3%
Views: 605 / 246
Active users: 59 / 73
Active reports: 19 / 31
Content Performance: 65% / 70%
Load time: 5 sec
Server Health: 2,4%
Reports Access: 4,5 user per report
Reports Review: 7 (100%) resolved tickets

Start page
Departments bill by users
Users by Permissions Group in report
Average load time, sec: 2,8
Extract refreshes

User info
Workbooks by Views
Available workbooks

Self-Service

User Activity Analysis
Workbooks by Users
Departments bill by Users
General info: 1 238
6 422
3 228
By users: 1 238
By report type: 6 422
By Screen Size: 3 228

Аналитический

User Activity Analysis
Workbooks by Users
Departments bill by Users
General info: 1 238
6 422
3 228
By users: 1 238
By report type: 6 422
By Screen Size: 3 228

Users Extra Analysis
RFM
Recency
Views all time
Weight

Permissions by Groups
Workbooks
Groups
By Department

Эксперименты

Old and new report
Users
Views
Views by users

Проекты

Robots Usage
Total
By Project & Sub-project collect vs user
Workbooks Connections

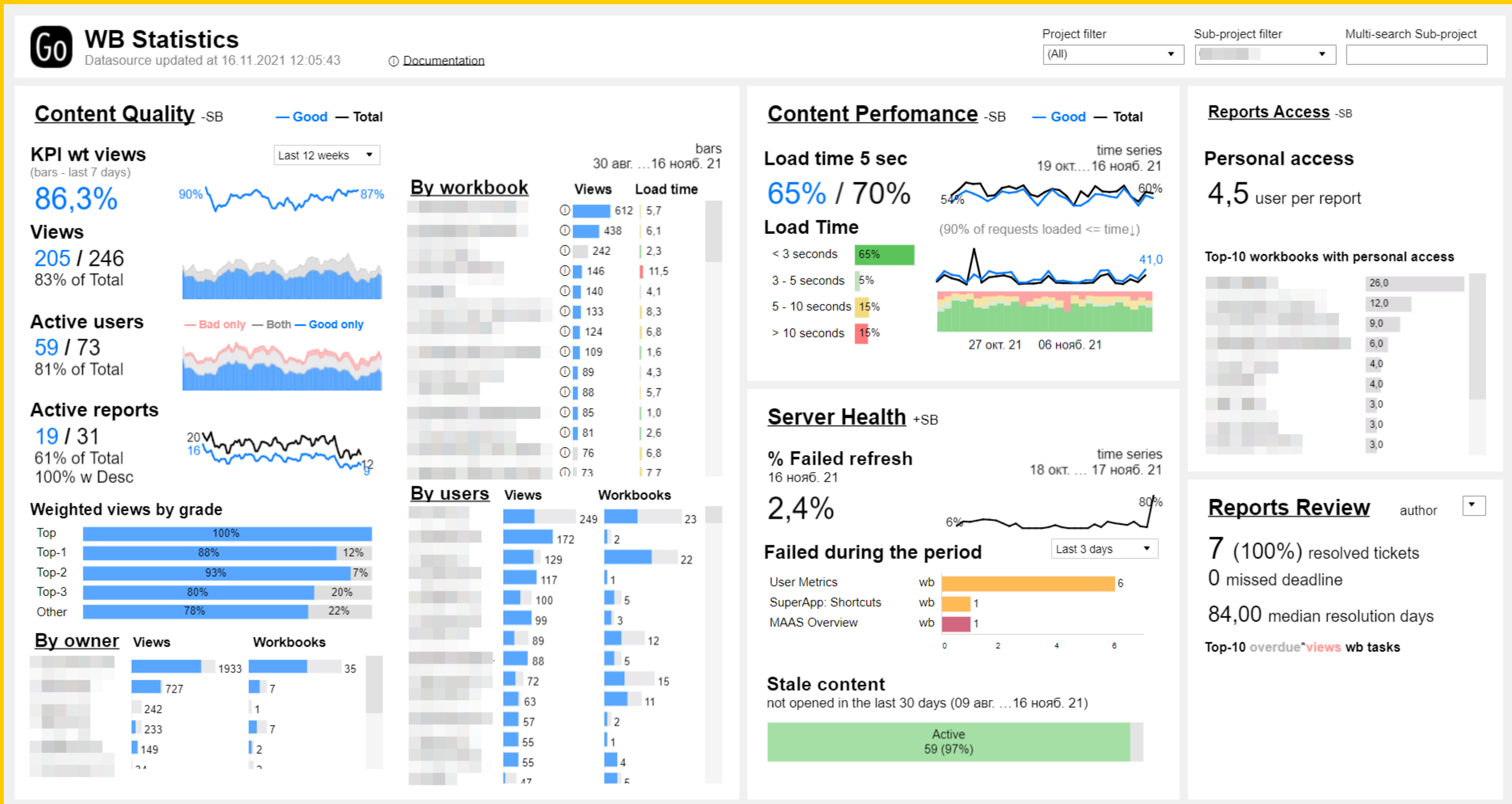
Tableau Extracts Anti Rating
Extracts stats
Views
Refreshes
Average duration, sec
Anti Rating
Refresh frames

Овервью

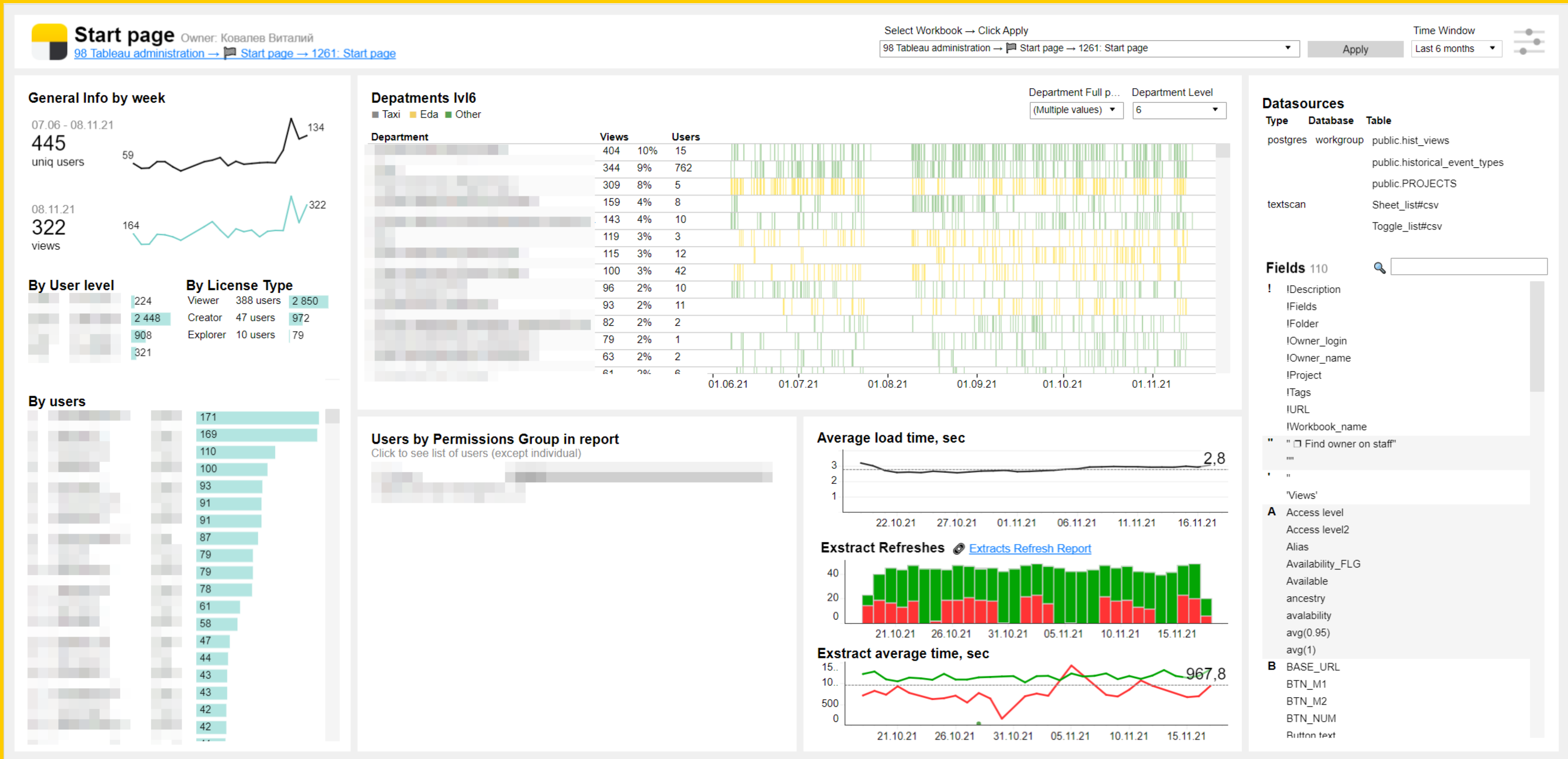
BI Overview
Content Quality: 86,3%
Views: 2.76K / 4.02K
Active users: 566 / 707
Active reports: 78 / 256
Content Performance: 69% / 66%
Load Time: 5 sec
Server Health: 3,4%
% Failed refresh: 3,4%
Error dynamic: 419
Reports Access: 4,3 user per report
1 044 bad accesses (no IDM)
Top-10 projects with personal access
Reports Review: 523 (61%) resolved tickets
331 missed deadline
47 median resolution days
Top-10 overdue workbooks tasks
Bi-systems Statistics: 28 users
DataLens: 889 users
ATLAS: 329 users
Total BI users: 1 238
Support: 7 tickets
Satisfaction Score: 7,19

Review tickets
Main statistics: 64 / Certified: 31 / In progress: 54
Sec level tag: 19 (30%) / 45 (70%)
Report type tag: 62 (97%)
Review tickets table with columns: Author, Status, Resolut., Project, Assignee, Report, Deleted, Tech&T, Key, w.

Страницы сущности: папка



Страницы сущности: книга



Система отчетов группы развития BI

Алерты

- taxi-root@yandex-team.ru • [Tableau server] Из Sandbox удалены неиспользуемые книги Это письмо пришло к тебе т.к. у тебя в Sandbox есть книги, которые не...
- taxi-root@yandex-team.ru • Tableau Announces Extract Refresh Failed Extract Refresh Failed Site: Taxi The scheduled extract refresh for the data source named below...
- taxi-root@yandex-team.ru • [Tableau server] Из Sandbox удалены неиспользуемые книги Это письмо пришло к тебе т.к. у тебя в Sandbox есть книги, которые не...
- taxi-root@yandex-team.ru • Data alert - Mismatch Accesses (Tableau +IDM) Measure Values was above or equal to 5. Manage your alerts | Remove me from this alert | A...
- taxi-root@yandex-team.ru • Geo Hierarchy Extract Refresh Failed Extract Refresh Failed Site: Taxi Workbook: Geo Hierarchy The scheduled extract refresh for a data so...

RoboPublicator
Новый отчёт — 8180:

Разработчик: [redacted]
Отчёт: [redacted]
Тикет: TABL-1688
Ревьюер: [redacted]

35
11
11
4
3
3

Посмотреть в дашборде 2 11:20

ReportBot
Main KPI

Content Quality: 86,3%
Views: 265 / 246
Active users: 59 / 73
Active reports: 19 / 31

Content Performance: Load time 5 sec, 65% / 70%
Server Health: % Failed refresh 2,4%

Reports Access: 4,5 user per report
Personal access: 4,5 user per report

BI systems Statistics: OLAP 142 users, DataLens 889 users, ATLAS 329 users, Total BI users 217 users

Сущности

WB Statistics
Content Quality: 86,3%
Views: 265 / 246
Active users: 59 / 73
Active reports: 19 / 31

Content Performance: Load time 5 sec, 65% / 70%
Server Health: % Failed refresh 2,4%

Reports Access: 4,5 user per report
Personal access: 4,5 user per report

BI systems Statistics: OLAP 142 users, DataLens 889 users, ATLAS 329 users, Total BI users 217 users

Start page
General info: 445 views, 322 reports
Departments list: [table]
Data sources: [table]

User info
Workbooks by Users: [table]
Available workbooks: [table]

Self-Service

User Activity Analysis
Workbooks by Users: [table]
Departments list by Users: [table]
General info: 1238 views, 6422 reports, 322 users

Аналитический

User Activity Analysis
Workbooks by Users: [table]
Departments list by Users: [table]
General info: 1238 views, 6422 reports, 322 users

Users Extra Analysis
RFM: [table]
Recency: [table]
Active Users: [table]

Permissions by Groups
Workbooks: [table]
By Department: [table]

Эксперименты

Old and new report
Users: [line chart]
Views: [line chart]
Views by users: [table]

Проекты

Robots Usage
By Project & Sub-project: [table]
Workbooks Connections: [table]

Tableau Extracts Anti Rating
Extracts stats: [table]
Anti Rating: [table]

Review tickets
Main statistics: 64 tickets, 31 certified, 31 in progress
Sec level tag: [table]
Report type tag: [table]

Обервью

BI Overview
Content Quality: 86,3%
Views: 276K / 4.02K
Active users: 566 / 707
Active reports: 78 / 256

Content Performance: Load time 5 sec, 69% / 66%
Server Health: % Failed refresh 3,4%

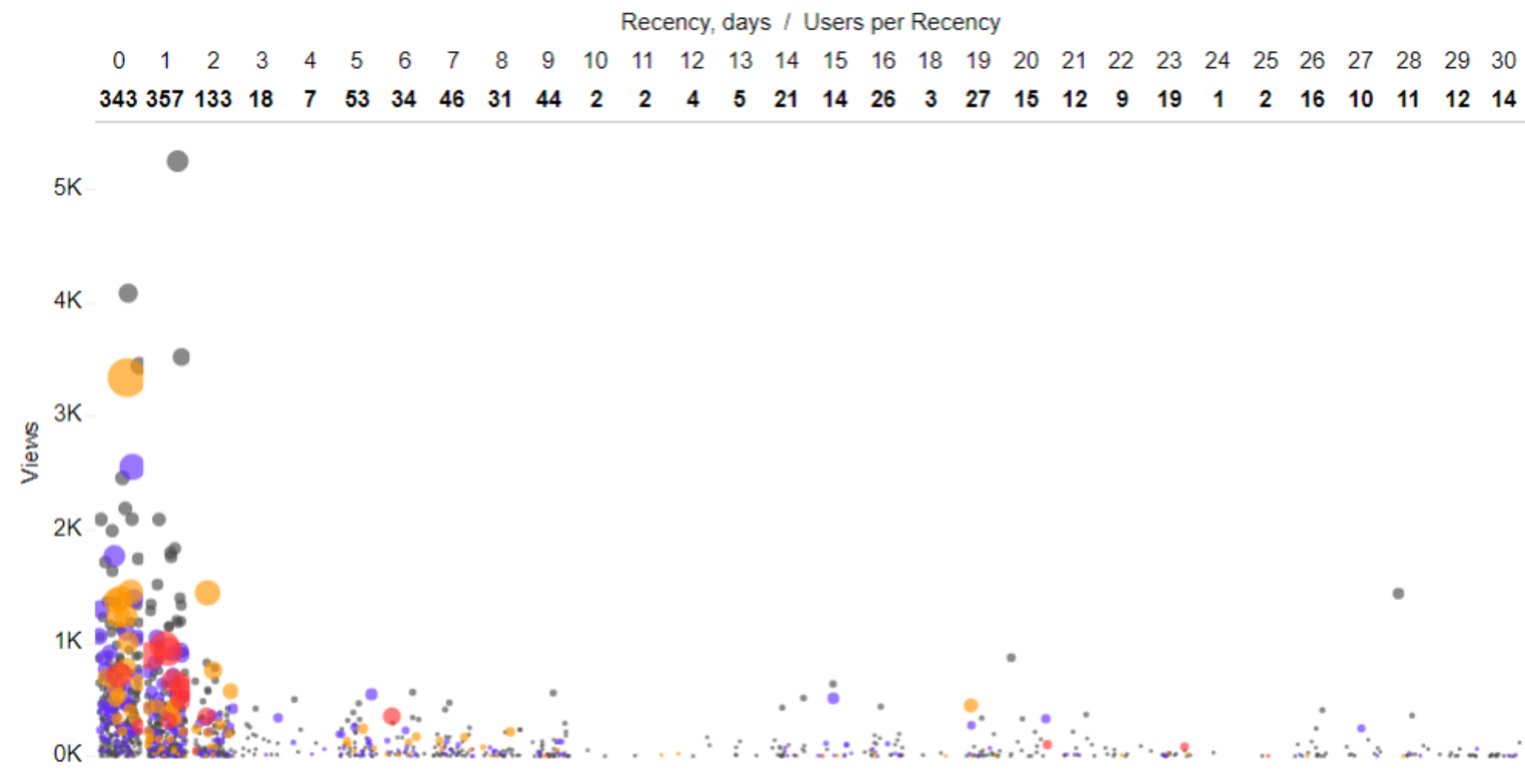
Reports Access: 4,3 user per report
Personal access: 4,3 user per report

BI-systems Statistics: OLAP 28 users, DataLens 889 users, ATLAS 329 users, Total BI users 217 users

Аналитический: RFM анализ

Go Users Extra Analysis

RFM

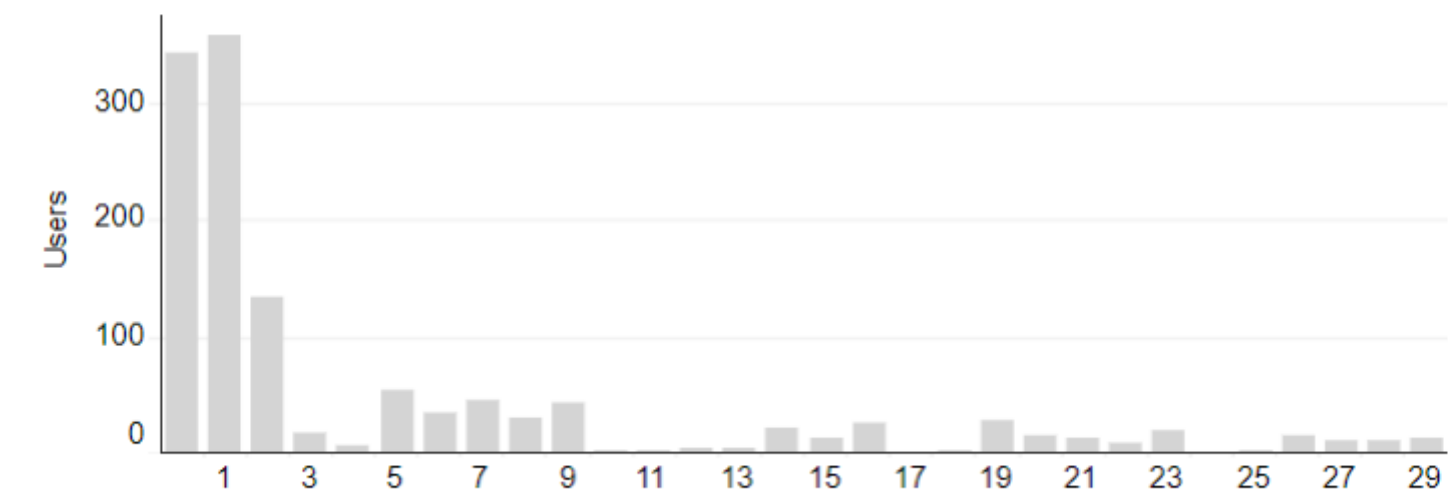


Cohort analysis

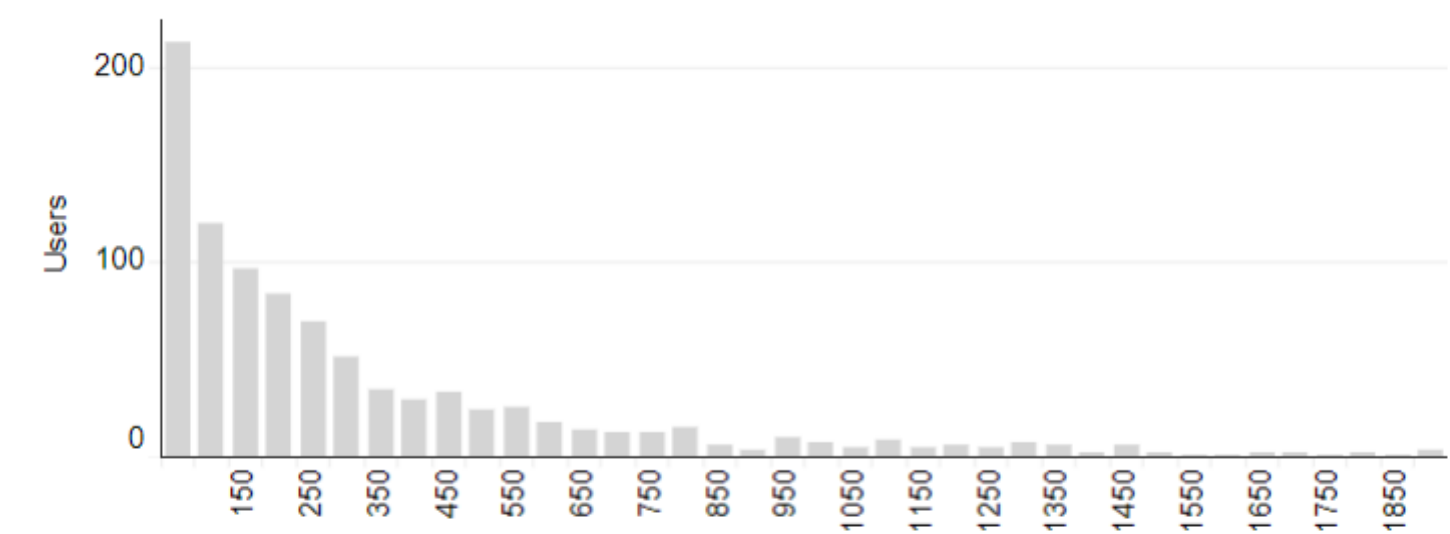
	0	1	2	3	4	5
Июнь 2021	100%	73%	66%	69%	68%	59%
Июль 2021	100%	64%	69%	63%	55%	
Август 2021	100%	66%	58%	47%		
Сентябрь 2021	100%	64%	53%			
Октябрь 2021	100%	65%				
Ноябрь 2021	100%					

Scale for y axis
month

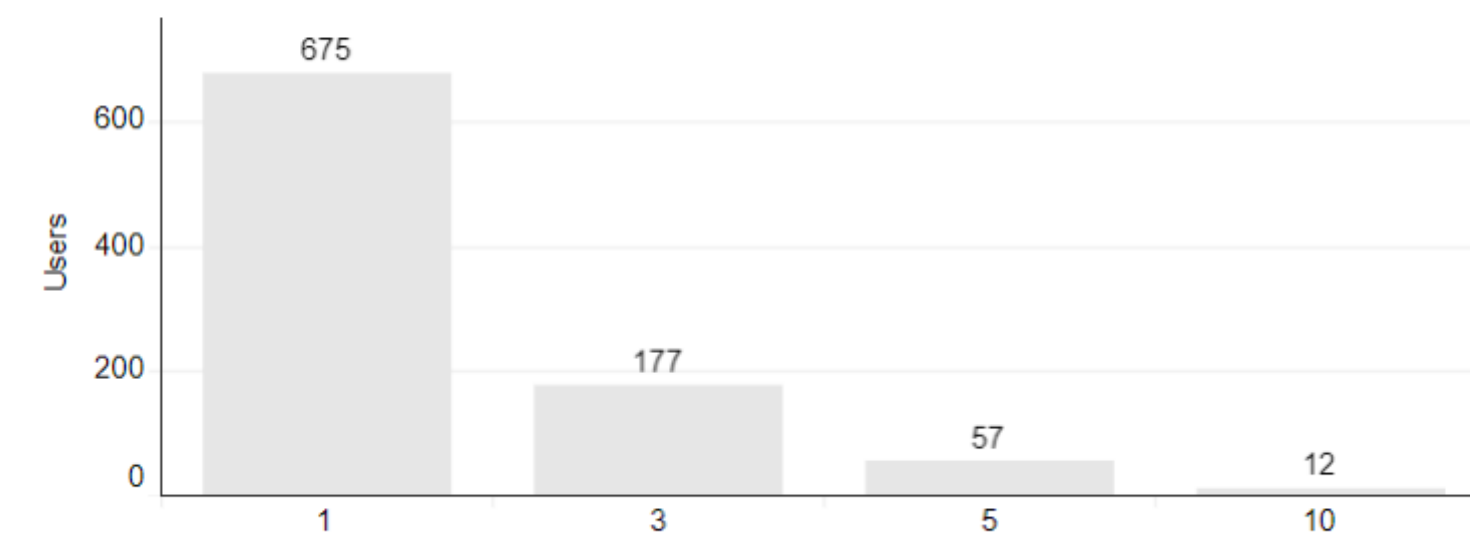
Recency



Views all time



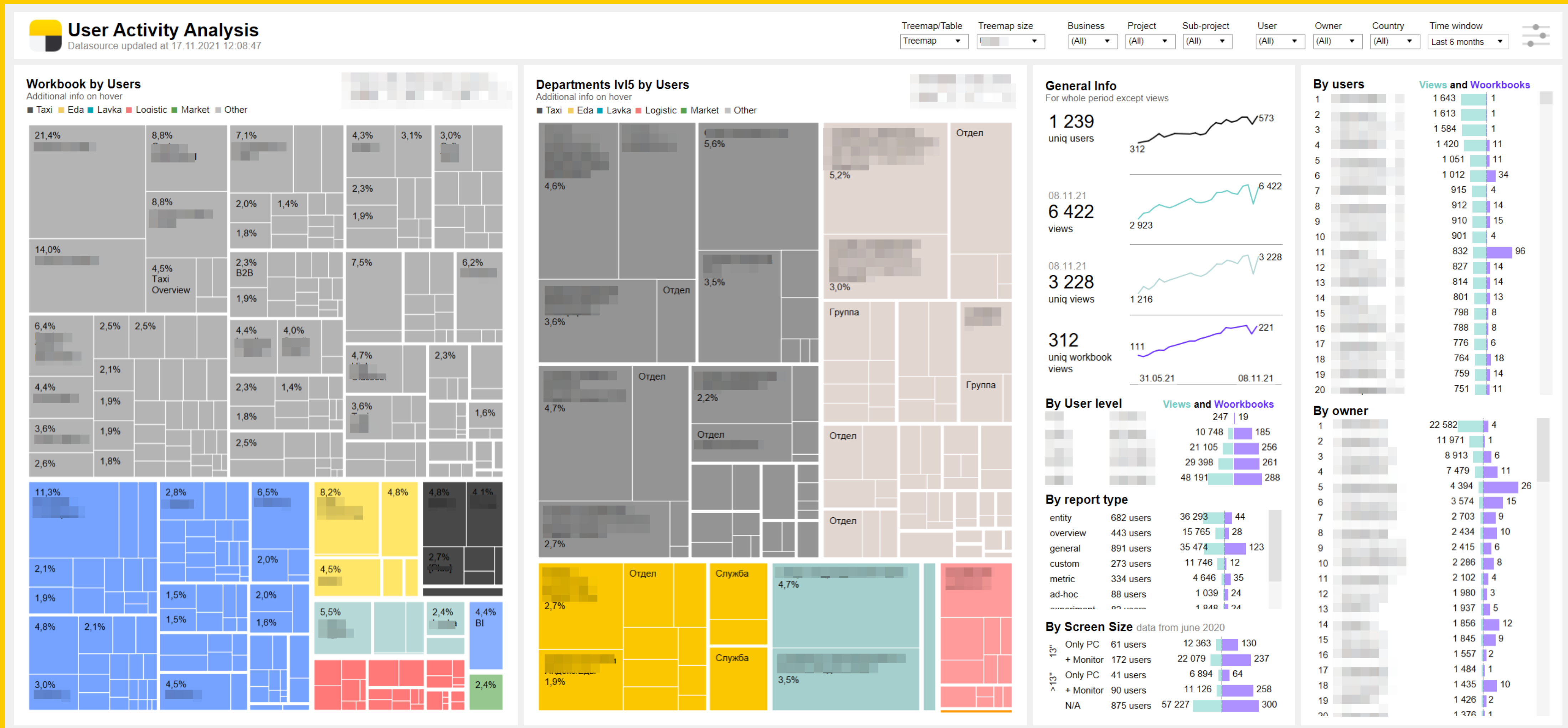
Weight



Active Users

Day	DAU	MAU	DAU/MAU
1 июня 2021 г.	435	970	45%
2 июня 2021 г.	448	970	46%
3 июня 2021 г.	435	970	45%
4 июня 2021 г.	409	970	42%
5 июня 2021 г.	81	970	8%
6 июня 2021 г.	117	970	12%
7 июня 2021 г.	465	970	48%
8 июня 2021 г.	469	970	48%
9 июня 2021 г.	465	970	48%
10 июня 2021 г.	437	970	45%
11 июня 2021 г.	384	970	40%
12 июня 2021 г.	86	966	9%
13 июня 2021 г.	91	970	9%
14 июня 2021 г.	164	970	17%
15 июня 2021 г.	433	970	45%
16 июня 2021 г.	456	970	47%
17 июня 2021 г.	478	970	49%
18 июня 2021 г.	416	970	43%
19 июня 2021 г.	84	970	9%
20 июня 2021 г.	92	970	9%
21 июня 2021 г.	500	970	52%
22 июня 2021 г.	454	970	47%
23 июня 2021 г.	460	970	47%
24 июня 2021 г.	453	970	47%
25 июня 2021 г.	414	970	43%
26 июня 2021 г.	86	970	9%
27 июня 2021 г.	106	970	11%
28 июня 2021 г.	465	970	48%
29 июня 2021 г.	476	970	49%
30 июня 2021 г.	493	970	51%
1 июля 2021 г.	451	1 019	44%
2 июля 2021 г.	441	1 019	43%
3 июля 2021 г.	101	1 015	10%
4 июля 2021 г.	123	1 015	12%
5 июля 2021 г.	469	1 019	46%
6 июля 2021 г.	456	1 019	45%

Аналитический: просмотры и пользователи



Система отчетов группы развития BI

Алерты

- taxi-root@yandex-team.ru • [Tableau server] Из Sandbox удалены неиспользуемые книги Это письмо пришло к тебе т.к. у тебя в Sandbox есть книги, которые не...
- taxi-root@yandex-team.ru • Tableau Announces Extract Refresh Failed Extract Refresh Failed Site: Taxi The scheduled extract refresh for the data source named below...
- taxi-root@yandex-team.ru • [Tableau server] Из Sandbox удалены неиспользуемые книги Это письмо пришло к тебе т.к. у тебя в Sandbox есть книги, которые не...
- taxi-root@yandex-team.ru • Data alert - Mismatch Accesses (Tableau +IDM) Measure Values was above or equal to 5. Manage my alerts | Remove me from this alert | A...
- taxi-root@yandex-team.ru • Geo Hierarchy Extract Refresh Failed Extract Refresh Failed Site: Taxi Workbook: Geo Hierarchy The scheduled extract refresh for a data so...

RoboPublicator
Новый отчёт — 8180:
Разработчик: [redacted]
Отчёт: [redacted]
Тикет: TABL-1688
Ревьюер: [redacted]

35
11
11
4
3
3

Посмотреть в дашборде 2 11:20

ReportBot
Main KPI

Сущности

WB Statistics
Content Quality: 86,3%
Views: 265 / 246
Active users: 59 / 73
Active reports: 19 / 31
Content Performance: Load time 5 sec, 65% / 70%
Server Health: % Failed refresh 2,4%
Reports Access: Personal access 4,5 user per report
Reports Review: 7 (100%) resolved tickets

Start page
Departments list
Users by Permissions Group in report
Average load time, sec: 2,0
Estimated behavior of users (no IDM)

User info
Permissions by Groups
Available workbooks
Views by user

Self-Service

User Activity Analysis
Workbooks by Users
Departments list by Users
General info: 1 238
By users: 6 422
By report type: 3 228
By Screen Size: 1 238

Аналитический

User Activity Analysis
Workbooks by Users
Departments list by Users
General info: 1 238
By users: 6 422
By report type: 3 228
By Screen Size: 1 238

Users Extra Analysis
RFM
Recency
Views all time
Weight

Permissions by Groups
Workbooks
Groups
By Department
Users

Эксперименты

Old and new report
Users
Views
Views by users

Проекты

Robots Usage
By Project & Sub-project collect vs user
Workbooks Connections

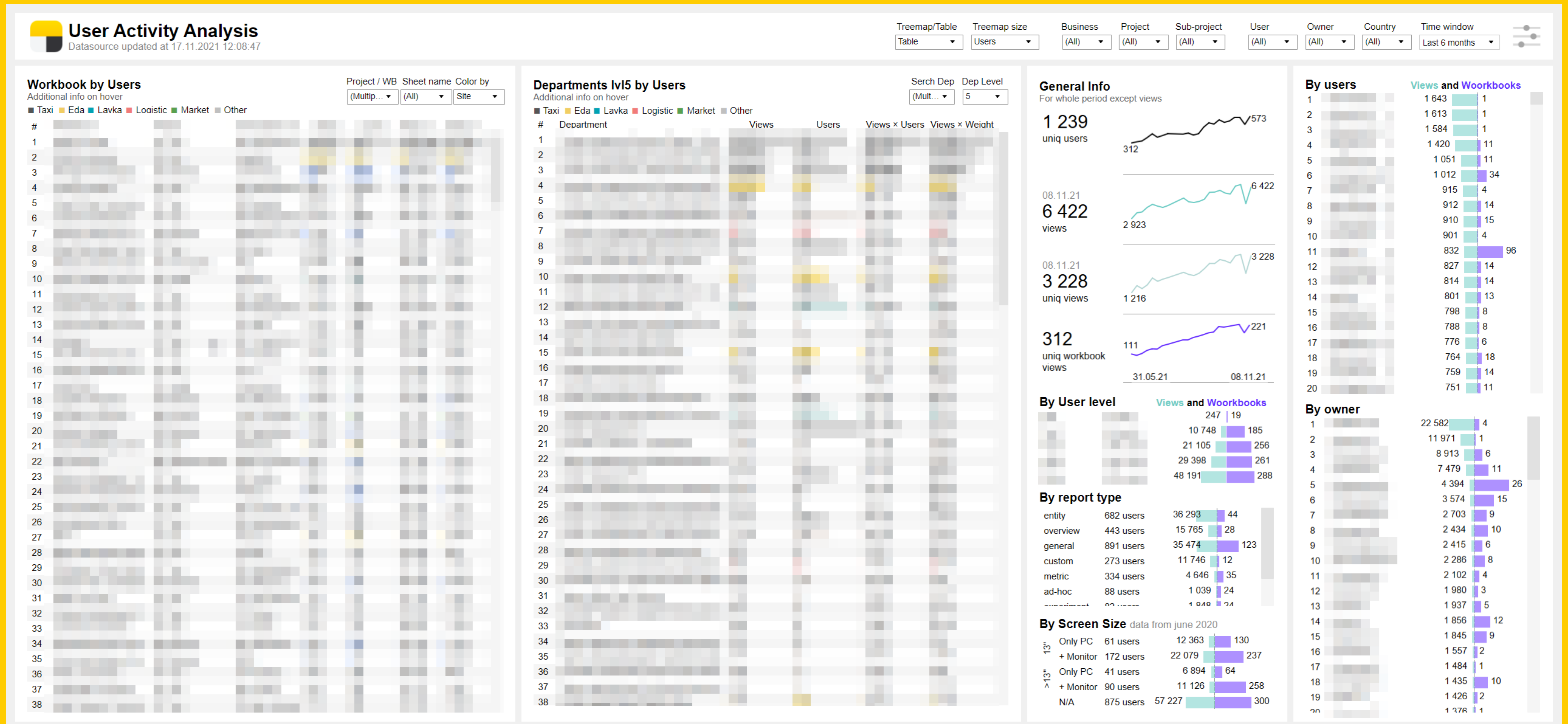
Tableau Extracts Anti Rating
Extracts stats
Views
Refreshes
Average duration, sec
Anti Rating

Review tickets
Main statistics
Sec level tag
Report type tag

Овервью

BI Overview
Content Quality: 86,3%
Views: 276K / 4,02K
Active users: 566 / 707
Active reports: 78 / 256
Content Performance: Load time 5 sec, 69% / 66%
Load Time: 69% / 66%
Server Health: % Failed refresh 3,4%
Error dynamic
Reports Access: Personal access 4,3 user per report
1 044 bad accesses (no IDM)
Bi-systems Statistics: OLAP 28 users, DataLens 889 users, ATLAS 329 users
Total BI users: 1 246

Self-Service: просмотры и пользователи



Система отчетов группы развития BI

Алерты

- taxi-root@yandex-team.ru • [Tableau server] Из Sandbox удалены неиспользуемые книги Это письмо пришло к тебе т.к. у тебя в Sandbox есть книги, которые не...
- taxi-root@yandex-team.ru • Tableau Announces Extract Refresh Failed Extract Refresh Failed Site: Taxi The scheduled extract refresh for the data source named below...
- taxi-root@yandex-team.ru • [Tableau server] Из Sandbox удалены неиспользуемые книги Это письмо пришло к тебе т.к. у тебя в Sandbox есть книги, которые не...
- taxi-root@yandex-team.ru • Data alert - Mismatch Accesses (Tableau +IDM) Measure Values was above or equal to 5. Manage your alerts | Remove me from this alert | A...
- taxi-root@yandex-team.ru • Geo Hierarchy Extract Refresh Failed Extract Refresh Failed Site: Taxi Workbook: Geo Hierarchy The scheduled extract refresh for a data so...

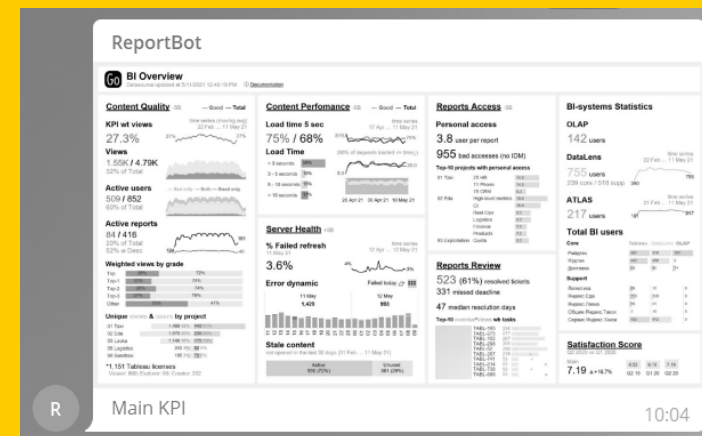
RoboPublicator
Новый отчёт — 8180:

Разработчик: [redacted]
Отчёт: [redacted]
Тикет: TABL-1688
Ревьюер: [redacted]

35

Посмотреть в дашборде

ReportBot
Main KPI



Сущности

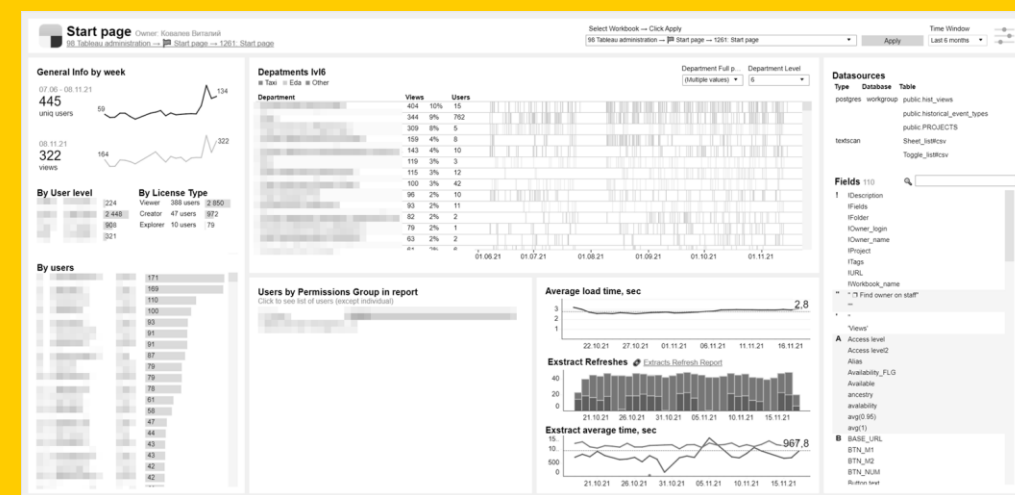
WB Statistics
Content Quality: 86,3%
Views: 265 / 246
Active users: 59 / 73
Active reports: 19 / 31

Content Performance: Load time 5 sec, 65% / 70%
Server Health: % Failed refresh: 2,4%


Reports Access: 4,5 user per report
Personal access: 4,5 user per report

Reports Review: 7 (100%) resolved tickets, 0 missed deadline, 84,00 median resolution days

Start page
Departments list
Users by Permissions Group in report

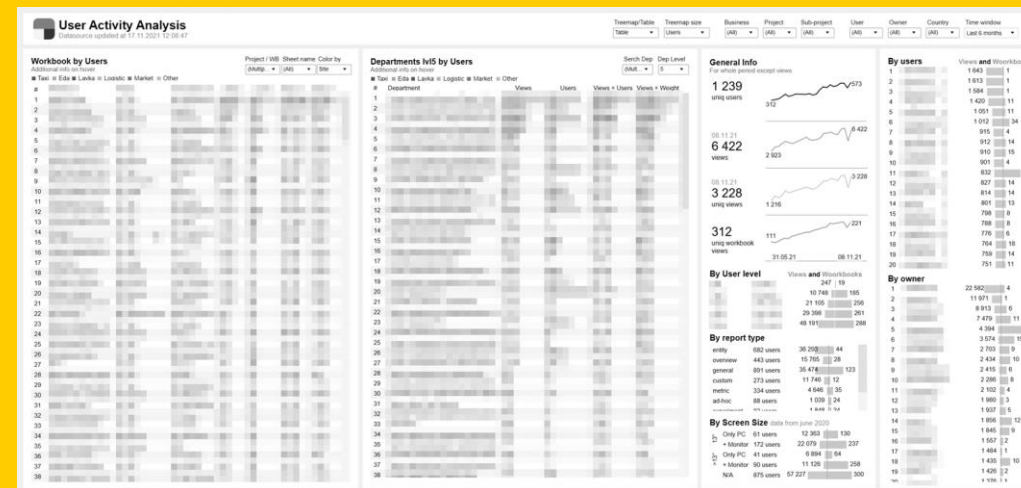


User info
Workbooks by Users
Available workbooks



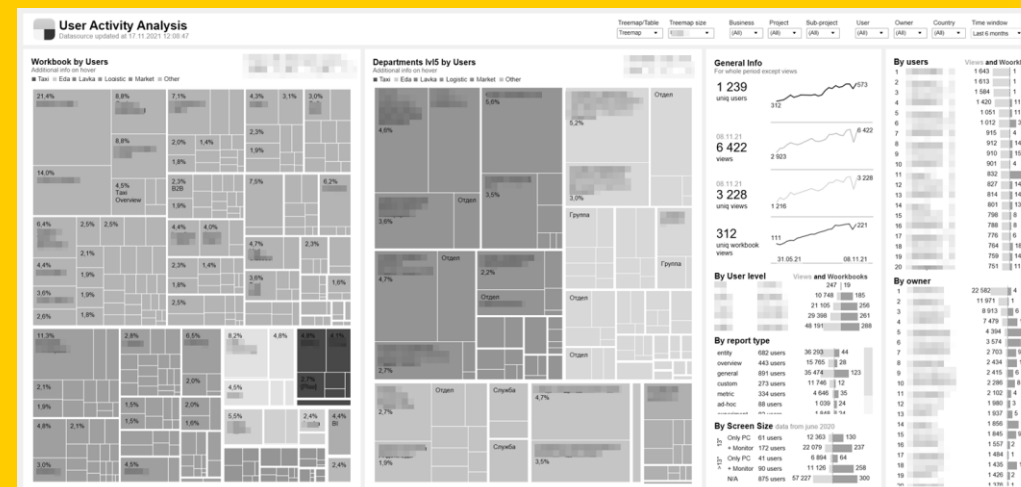
Self-Service

User Activity Analysis
Workbooks by Users
Departments list by Users
General info: 1 238, 6 422, 3 228, 312

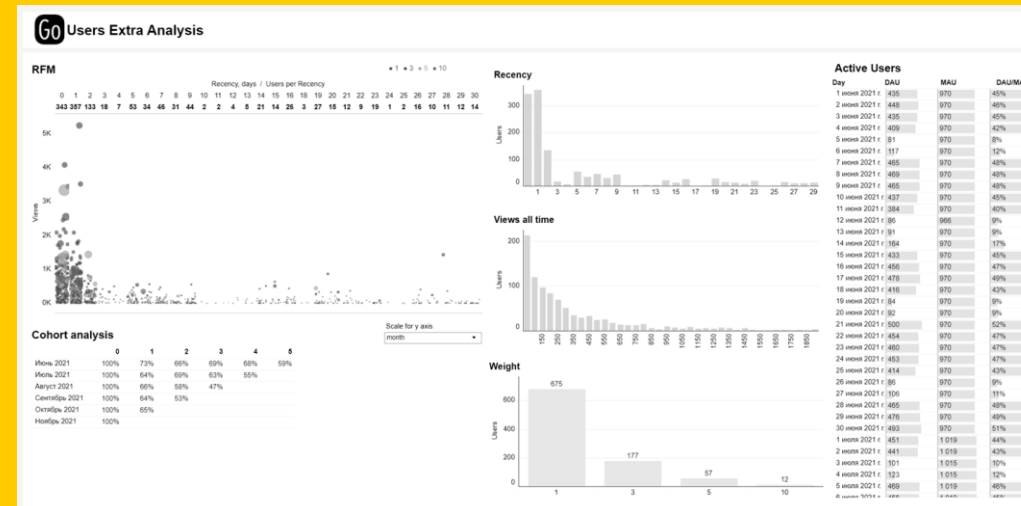


Аналитический

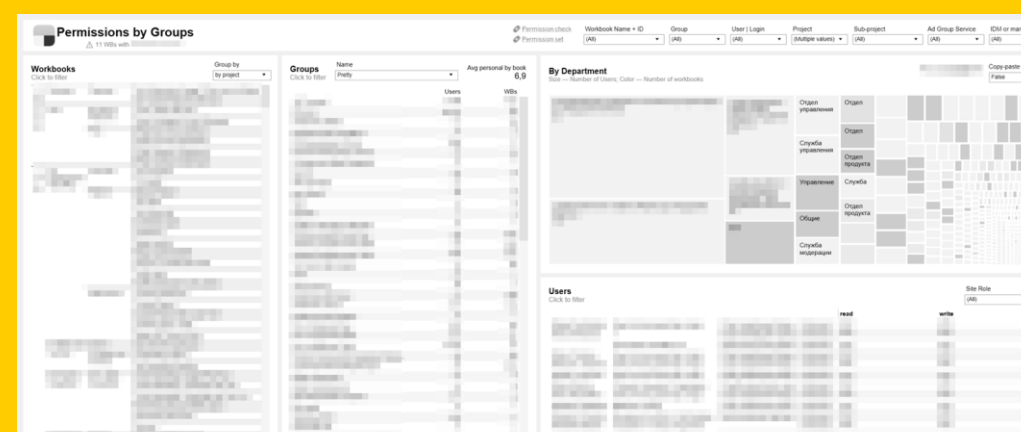
User Activity Analysis
Workbooks by Users
Departments list by Users
General info: 1 238, 6 422, 3 228, 312



Users Extra Analysis
RFM
Recency
Views all time
Weight

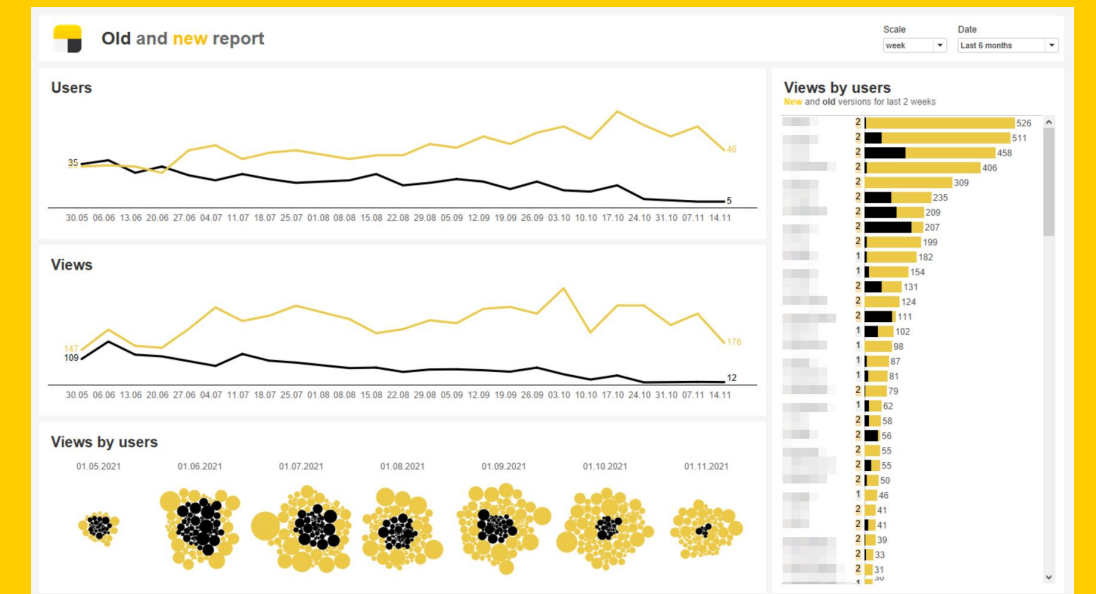


Permissions by Groups
Workbooks
Users



Эксперименты

Old and new report
Users
Views
Views by users



Проекты

Robots Usage
By Project & Sub-project collect vs user


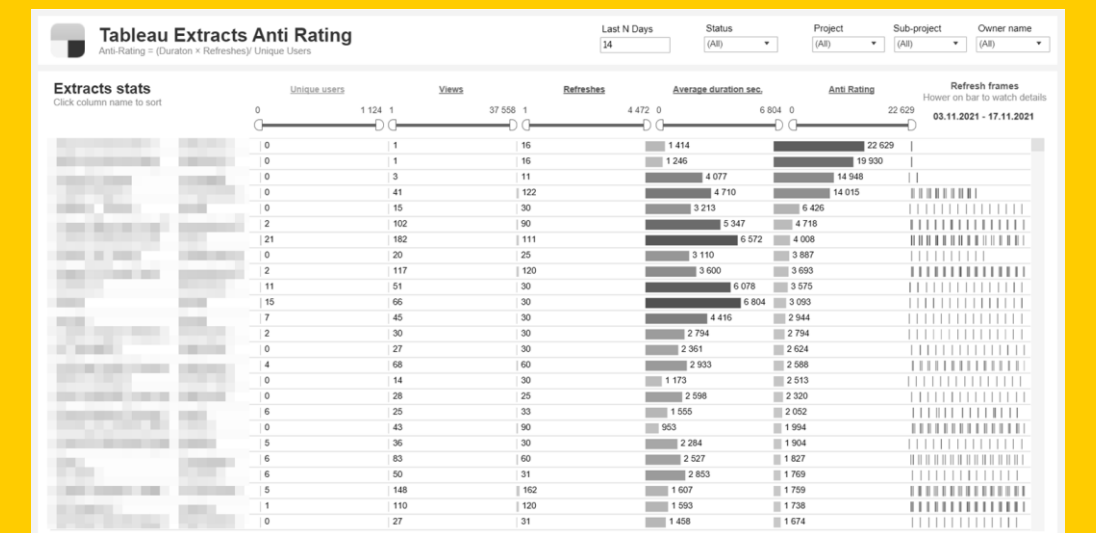
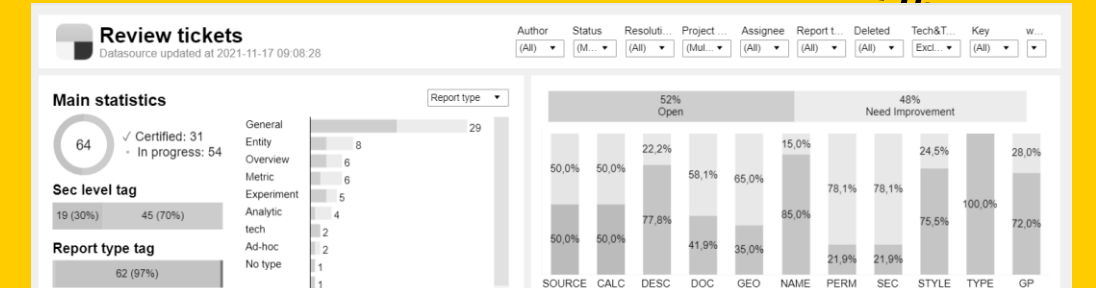


Tableau Extracts Anti Rating
Extracts stats
Views
Refreshes
Average duration, sec.
Anti Rating



Review tickets
Main statistics
Sec level tag
Report type tag



Овервью

BI Overview
Content Quality: 86,3%
Views: 276K / 4,02K
Active users: 566 / 707
Active reports: 78 / 256

Content Performance: Load time 5 sec, 69% / 66%
Load Time: 69% / 66%
Server Health: % Failed refresh: 3,4%

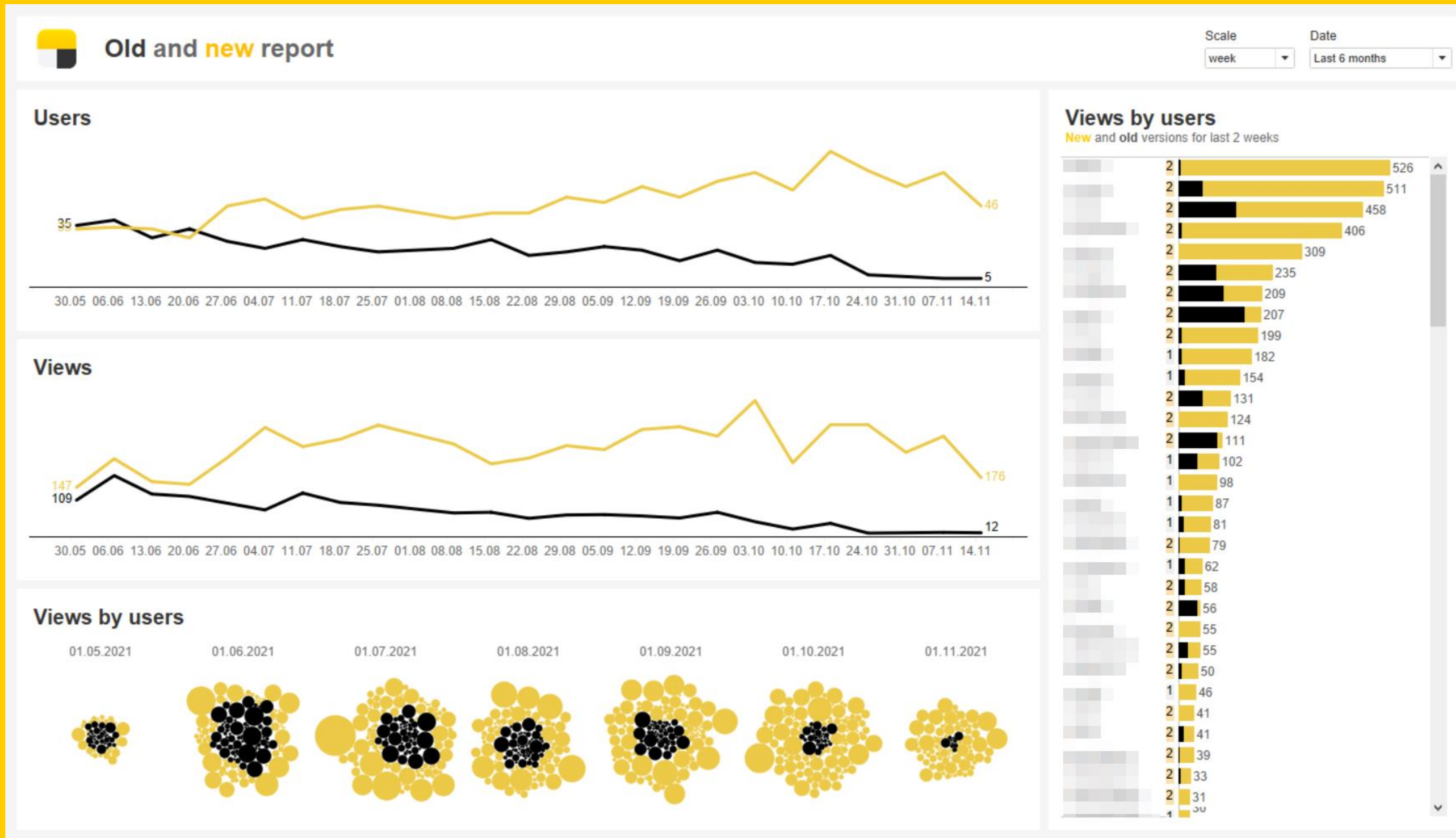
Reports Access: 4,3 user per report
Personal access: 4,3 user per report

BI-systems Statistics: OLAP: 28 users, DataLens: 889 users, ATLAS: 329 users

Total BI users: 1 206

Satisfaction Score: 7,19

Эксперимент: Старый vs Новый отчет



Система отчетов группы развития BI

Алерты

- taxi-root@yandex-team.ru • [Tableau server] Из Sandbox удалены неиспользуемые книги Это письмо пришло к тебе т.к. у тебя в Sandbox есть книги, которые не...
- taxi-root@yandex-team.ru • Tableau Announces Extract Refresh Failed Extract Refresh Failed Site: Taxi The scheduled extract refresh for the data source named below...
- taxi-root@yandex-team.ru • [Tableau server] Из Sandbox удалены неиспользуемые книги Это письмо пришло к тебе т.к. у тебя в Sandbox есть книги, которые не...
- taxi-root@yandex-team.ru • Data alert - Mismatch Accesses (Tableau +IDM) Measure Values was above or equal to 5. Manage your alerts | Remove me from this alert | A...
- taxi-root@yandex-team.ru • Geo Hierarchy Extract Refresh Failed Extract Refresh Failed Site: Taxi Workbook: Geo Hierarchy The scheduled extract refresh for a data so...

RoboPublicator
Новый отчет — 8180:
Разработчик: [redacted]
Отчёт: [redacted]
Тикет: TABL-1688
Ревьюер: [redacted]

35
11
11
4
3
3

Посмотреть в дашборде

ReportBot
Main KPI

Сущности

WB Statistics
Content Quality: 86,3%
Views: 265 / 246
Active users: 59 / 73
Active reports: 19 / 31

Start page
Departments list
Users by Permissions Group in report

User info
Permissions by Groups
Available workbooks

Self-Service

User Activity Analysis
Workbooks by Users
Departments list by Users
General info
By users
By report type
By Screen Size

Аналитический

User Activity Analysis
Workbooks by Users
Departments list by Users
General info
By users
By report type
By Screen Size

Users Extra Analysis
RFM
Recency
Views all time
Weight

Permissions by Groups
Workbooks
Groups
By Department
Users

Эксперименты

Old and new report
Users
Views
Views by users

Проекты

Robots Usage
By Project & Sub-project robot vs user
Workbooks Connections

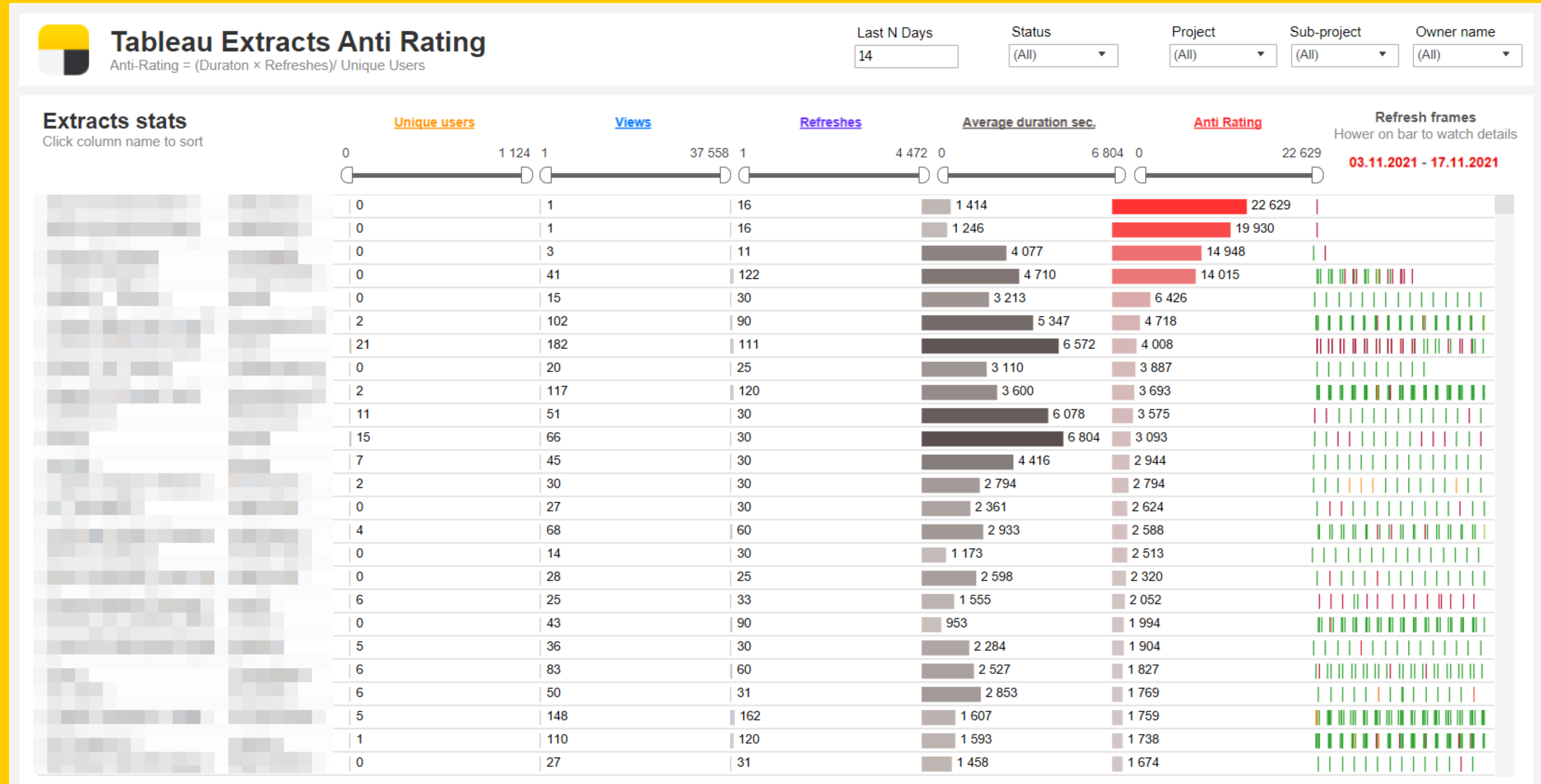
Tableau Extracts Anti Rating
Extracts stats
Average duration, sec
Anti Rating

Овервью

BI Overview
Content Quality: 86,3%
Content Performance: 69% / 66%
Load Time: 5.9s
Active users: 596 / 707
Active reports: 78 / 256
Server Health: 3,4%
Reports Access: 4,3 user per report
Personal access: 1,044 bad accesses (no IDM)
Top-10 projects with personal access
Bi-systems Statistics: 28 users
DataLens: 889 users
ATLAS: 329 users
Total BI users: 1,210 users (last 7 days)
Support: 4 tickets
Satisfaction Score: 7,19

Review tickets
Main statistics
Sec level tag
Report type tag

Проект: Антирейтинг аналитиков



Проект: Переход на роботов

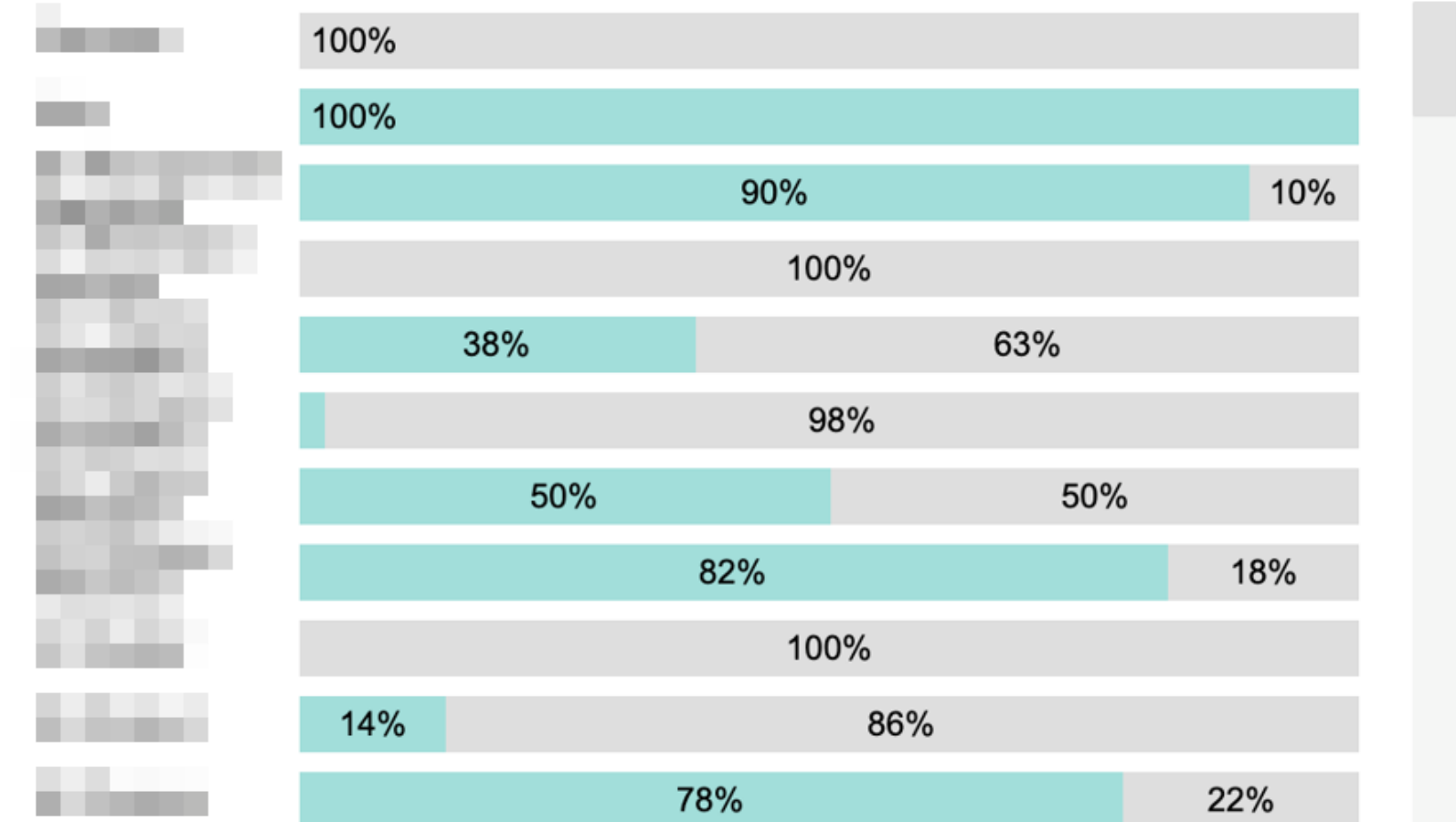
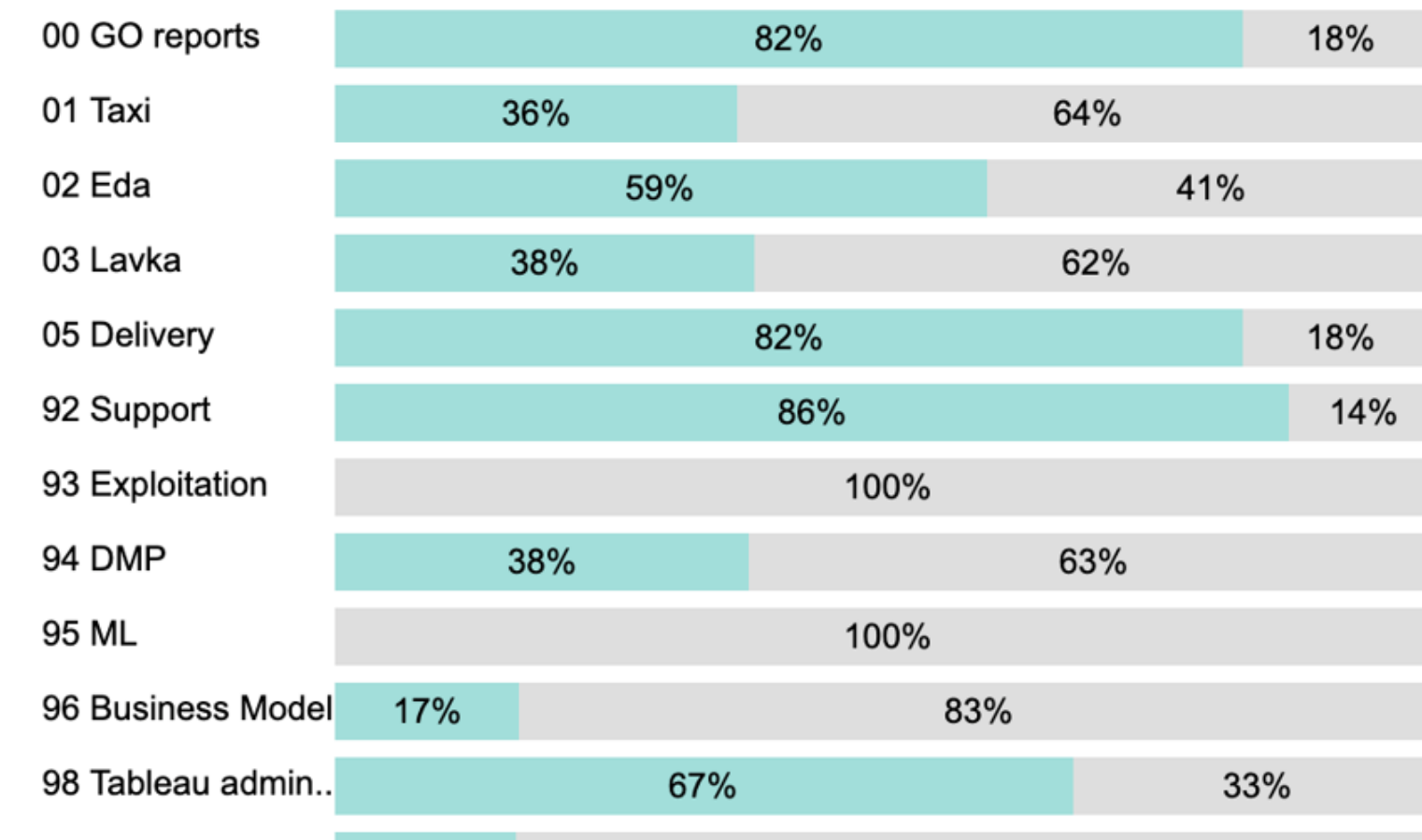
Total



By Users robot vs user

Owner	Cred	Robot	User
[blurred]	[blurred]	39,5K	96
[blurred]	[blurred]	0,0K	7
[blurred]	[blurred]	5,3K	34
[blurred]	[blurred]	2,3K	30
[blurred]	[blurred]	0,9K	22
[blurred]	[blurred]	0,3K	11
[blurred]	[blurred]	6,8K	50
[blurred]	[blurred]	0,0K	2
[blurred]	[blurred]	5,1K	22
[blurred]	[blurred]	41,2K	13
[blurred]	[blurred]	0,8K	1
[blurred]	[blurred]	357,0K	46
[blurred]	[blurred]	8,0K	6
[blurred]	[blurred]		3
[blurred]	[blurred]	0,0K	19
[blurred]	[blurred]	2,2K	16
[blurred]	[blurred]	24,3K	40
[blurred]	[blurred]	4,3K	39
[blurred]	[blurred]	8,5K	28
[blurred]	[blurred]	0,6K	9
[blurred]	[blurred]	9,5K	34
[blurred]	[blurred]	0,0K	2
[blurred]	[blurred]	0,1K	1
[blurred]	[blurred]	0,2K	18

By Project & Sub-project robot vs user



Workbooks Connections

#	Project	Sub-Project	Name	Owner	Type	Views	Connections
1	03 Lavka	[blurred]	[blurred]	[blurred]	Workbook	1,9K	2
2	02 Eda	[blurred]	[blurred]	[blurred]	Workbook	0,9K	9
3	05 Delivery	[blurred]	[blurred]	[blurred]	Workbook	1,2K	10
4	00 GO reports	[blurred]	[blurred]	[blurred]	Workbook	2,6K	14
5	99 Sandbox	[blurred]	[blurred]	[blurred]	Workbook	0,1K	7
6	05 Delivery	[blurred]	[blurred]	[blurred]	Workbook	2,0K	2
7	02 Eda	[blurred]	[blurred]	[blurred]	Workbook	0,9K	9
8	99 Sandbox	[blurred]	[blurred]	[blurred]	Workbook	0,1K	18
9	01 Taxi	[blurred]	[blurred]	[blurred]	Workbook	0,7K	5
10	02 Eda	[blurred]	[blurred]	[blurred]	Workbook	1,6K	5
11	02 Eda	[blurred]	[blurred]	[blurred]	Workbook	2,1K	3
12	99 Sandbox	[blurred]	[blurred]	[blurred]	Workbook	0,1K	5
13	02 Eda	[blurred]	[blurred]	[blurred]	Workbook	1,0K	2

Выводы


Как разработать систему

1. Выделить подразделения и роли пользователей
2. Выделить сущности, продукты, бизнес-процессы и их точки контроля
3. Для каждого подразделения запланировать овервью и self-service дашборды
4. Для каждого продукта и сущности запланировать отчеты «страница сущности»
5. Убедиться, что у каждой точки контроля бизнес-процесса есть понятные тресхолды и метрики в отчетах. Запланировать алерты и аналитические дашборды
6. Определить какие ещё типы отчетов нужны для подразделений
7. Составить список метрик и срезов данных
8. Заполнить Dashboard Canvas'ы и разработать дашборды

Reveal the Data



 revealthedata

 rbunin